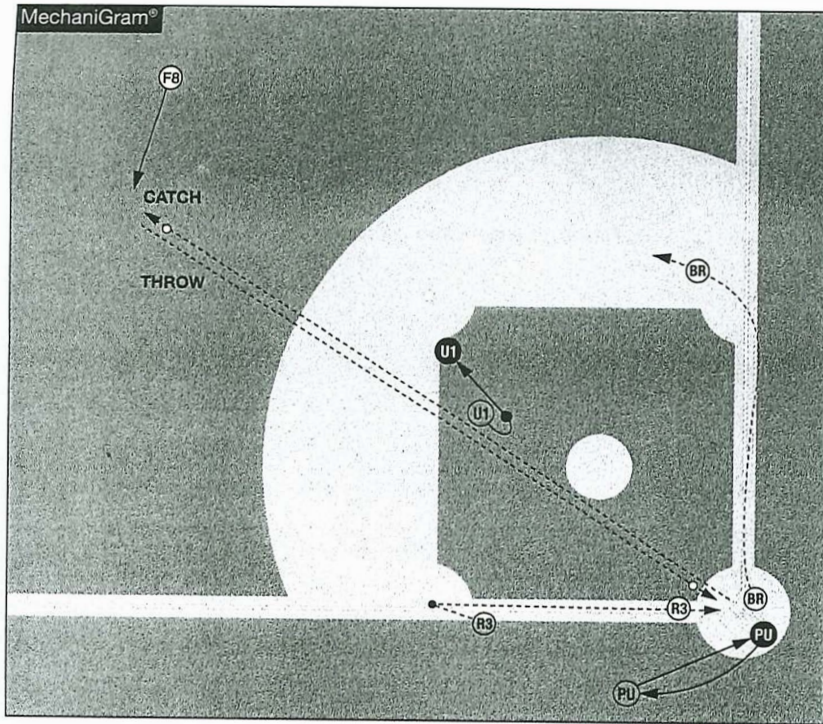


## FLY BALL TO THE OUTFIELD



**Action on the field:** Fly ball caught by the center fielder; R3 tags up and advances toward the plate, drawing a throw there.

**Umpire responsibilities:**

**PU:** Moves to the best position possible to view R3's tag up and the catch. PU returns to the plate for all plays there.

**U1:** Moves to the best position for the catch/no catch. U1 has all plays on the bases, including any throw back into third base.

## Part 8

## Crew of Three

**Basic Principles**

- 1. Box 'em in.** Having the third umpire often allows umpires the luxury of having one umpire in front of a runner and one umpire behind a runner — but not always!
- 2. Communication is crucial.** You have to know where your partners are — and what they're doing — in order to function as a unit. Communicate both with signals and verbally.
- 3. Infield umpires do not go out.** In college and higher level games, sometimes an umpire positioned in the middle of the diamond may cross the basepaths and head into the outfield for better coverage. However, that assumes that the other two umpires can read the situation and adjust. In high school play, it is better for umpires not to go out in that situation.

**Basic Outfield Coverage**

- 1. Do not go out automatically.** On fly balls, rely on the same "Pause, read and react" concept as in the two-umpire system. When you make the decision to go out, go hard and get a good angle. Be stopped when the play occurs.
- 2. When to go out.** Four conditions that require an umpire to go to the outfield from the "A" and "D" positions:
  1. The outfielder turns and begins to run toward the outfield fence (possible home run).
  2. Multiple players converging on a fly ball.
  3. A catch being made below the waist.
  4. Outfielder moving toward the foul line and possible fair/foul decision.
- 3. When in doubt, go out.** If in doubt, go out on fly balls in your coverage area.
  1. If you are going out, go out hard.
  2. Leave no doubt in your partners' minds about whether or not you are going out.
  3. Signal your partners by raising your arm if you are going out and verbalize, "I'm going out."
  4. If you are not going out, hold your arm out to your partners with your palm facing them.
  5. If you do not go out, you still maintain responsibility for the catch.
  6. Once you go out, do not return until the play is complete.

### Rotations

When the plate umpire moves to cover third and U1 moves to cover home — a rotation, which occurs only on clean base hits and routine fly balls to the outfield (where no umpire is going out on a trouble ball) — the umpires can time their movements by mirroring the movements of a runner. For example, in a rotation with U1 covering home with a runner on first base, U1 can advance home as R1 advances from second to third.

### Overthrows

#### A. Nobody on base

All overthrows will be taken by PU with the exception of when the crew has rotated and that responsibility will revert to U1, who has rotated to the plate.

#### B. Runner on first base or first and third

PU will have responsibility for overthrows with the exception of when the crew has rotated and U1 has rotated to the plate. U1 will then have that overthrow. In instances when the crew reverts to two umpires, PU has all overthrows. On plays at third base taken by PU when the crew has reverted to two umpires, the overthrow will be taken from inside as well as the possible play at the plate.

#### C. Runners on first and second

PU will take all overthrows with the exception of when there is a tag-up rotation and U1 has rotated to the plate. U1 will then assume that responsibility. When the crew reverts to a two-umpire system and PU has a tag play at third base, PU will take that play at third, the overthrow and possible play at the plate from the inside.

#### D. Runners on second and third, third base only or bases loaded

PU has all overthrow responsibilities.

## General Concepts And Terminology

While one may think that adding an umpire to the traditional 2-umpire high school umpiring crew would make each individual umpire's job easier, the opposite is true. For most, 3-umpire mechanics are the most complicated and difficult to master. It is a blend of concepts from both 2-umpire mechanics (which most of us are intimately familiar with) and 4-umpire mechanics (of which many of us have very little knowledge). When working in a 3-umpire crew each umpire **MUST**, before the first pitch to each new batter (or whenever the runners' positions on the bases change), mentally review responsibilities should the ball be put in play. One's pre-pitch mental review should be reinforced by all three members of the crew when they use standardized hand signals to signal each other the proper crew movement on a ball hit to the outfield.

Ideally, 3-umpire mechanics seek to keep one umpire in front of the lead runner always. However, this is not always possible; especially when an umpire goes out to the outfield on a "trouble ball." Like the base umpire in a 2-umpire crew, base umpires in the 3-umpire crew use the "Pause-Read-and-React" technique to determine whether a batted ball to outfield is a "trouble ball" requiring a base umpire to "go out" to the outfield, or whether it is a routine fly ball or clean base hit not requiring an umpire to go out.

When both base umpires start in foul territory (with no runners on base or a runner on third base only), they split the outfield coverage. The first-base umpire has the center fielder straight-in/straight-back all the way to the right-field foul territory. The third-base umpire has the center fielder moving toward left field all the way to left-field foul territory.

When one of the base umpires is in the middle, outfield coverage differs on whether the batted ball is a "trouble ball" or whether it is a routine fly ball or clean base hit. If the batted ball is a trouble ball, the wing umpire (the umpire on the foul line) has the center fielder straight-in/straight-back all the way to the foul territory on that umpire's side of the field. The umpire in the middle has the "wedge" between the center fielder moving toward the open side (the side of the field with no base umpire on the foul line) to the wing fielder on the open side. The PU takes the wing outfielder moving toward the foul line. However, if the batted ball is not a trouble ball but rather is a routine fly or clean base hit in the "V" (the area of the outfield between the left fielder and right fielder) no umpire will go out and the umpire in the middle will be responsible for the catch/no catch.

When one of the base umpires goes out to the outfield on a trouble ball, the remaining two umpires (the PU and the other base umpire) will revert to 2-umpire. Reverting to 2-umpire is a common phrase used by umpire instructors to teach 3-umpire mechanics. When a crew reverts to 2-umpire it means that the two umpires remaining in the infield will use 2-umpire mechanics to cover the bases. This usually means the remaining base umpire will "open-up" in the working area behind the mound and cover any play at most (if not all) the bases. The PU, instead of immediately busting into the third-base cutout as the base umpire would on a rotation (see the next paragraph) would use the 2-umpire mechanic of telling the remaining base umpire, "I have third if the runner comes," and then only bust into the third-base cutout if both ball and runner are heading into the base.

When no umpire goes out on a batted ball to the outfield, the umpires use various movements to keep an umpire ahead of the lead runner. With no runners on base, the third-base umpire will run to the second-base cutout to rule on an attempted double, the PU will run to third base to rule on an attempted triple, and after having watched the batter/runner touch first and second base, the first-base umpire will run home to rule on an attempted inside-the-park home run. Likewise, with a runner on first only, the PU will take any plays at third base against R1 or the B/R and the first-base umpire will take any plays at the plate. The movement of the PU to third base and the first-base umpire to home plate is called rotating or a rotation. As set forth in the diagrams that follow, a rotation is also used on a fly ball with runners on first and second base with less than two outs when R2 tags up and tries to advance to third base. This is called a tag-up rotation.

In other situations (as set forth in the diagrams that follow) the third-base umpire will take all plays at second base against an R2 and R1 as well as all plays at third base, while the first-base umpire will come into the infield grass and pivot (same as in 2-umpire mechanics) and take the B/R into second base (in addition to ruling on any play at first base). When the first-base umpire pivots and takes the B/R into second base (allowing the third-base umpire to move into the third-base cutout) this is called a slide or a reverse rotation.

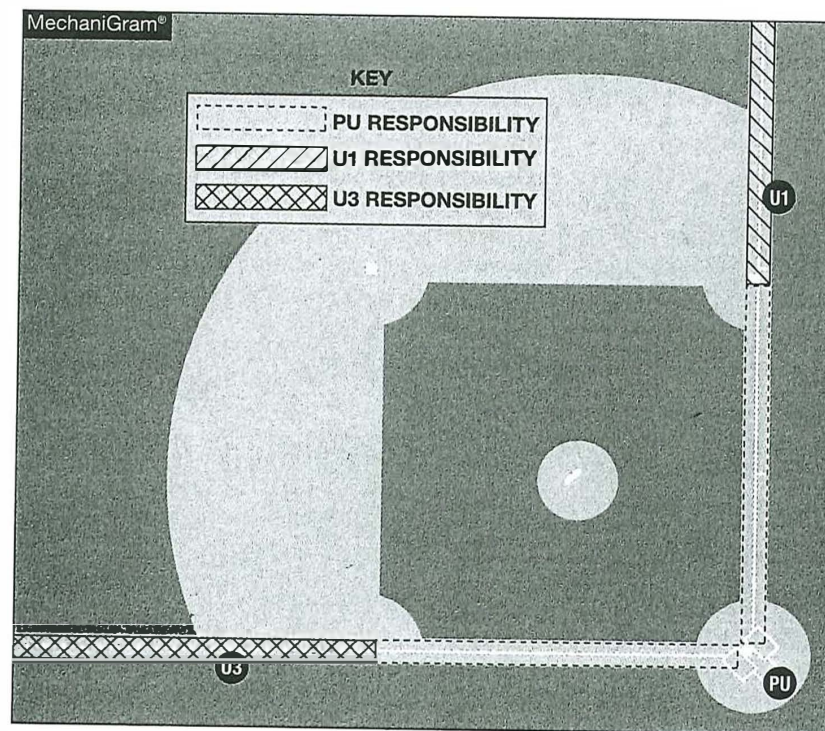
Another concept that can be difficult to grasp is when exactly an umpire should begin the rotation or slide. To assist an umpire in making this determination, we use the concept of mirroring. An umpire is mirroring when the umpire is doing the same movements as a base runner that is parallel to the umpire. For instance, with a runner on first base only, on a clean base hit to the outfield where the crew is rotating, the first-base umpire should not run toward home plate until R1 has touched second base and is advancing to third base. In fact, as R1 is running to third base, U1 should be running to the plate. If you look at a baseball field, one can see that the baseline between second and third base is parallel to the baseline between first base and home plate. Thus, as R1 is running from second to third base, U1 should be running in foul territory between first base and home. When U1 is doing this, U1 is mirroring R1. U1 should arrive at the plate area as R1 is arriving at third base. Likewise, with no runners on base, the PU should run up to third base as the B/R is running from first base to second base. The PU should arrive at third base as the B/R is arriving at second base. In this manner, the PU is mirroring the B/R.

One final rule to remember about crew movements: if the batted ball does not leave the infield, then the crew does not rotate or reverse rotate/slide. Rotations and slides are only used on clean base hits and routine fly balls to the outfield (where no base umpire has gone out). Most importantly, when working in a 3-umpire crew do NOT be afraid to verbally communicate with your partners. Communicating with your partners, both by using hand signals and verbally, is crucial to successfully working in a 3-umpire crew.

**NORMAL ROTATION** — On clean base hits to the outfield with 1) no runners on, 2) runner on first base only and 3) runner at third base only, PU rotates to make calls at third base, U3 covers plays at second base and U1 rotates to cover plays at home plate.

**REVERSE ROTATION ("SLIDE")** — On clean base hits to the outfield with 1) runners on first and second base, 2) runners on first and third base, and 3) bases loaded the PU remains at home to watch plays at the plate, U3 takes the lead runner(s) from first and second into third base. U1 takes the B/R all the way to second base.

FAIR/FOUL COVERAGE



**Action on the field:** No action.

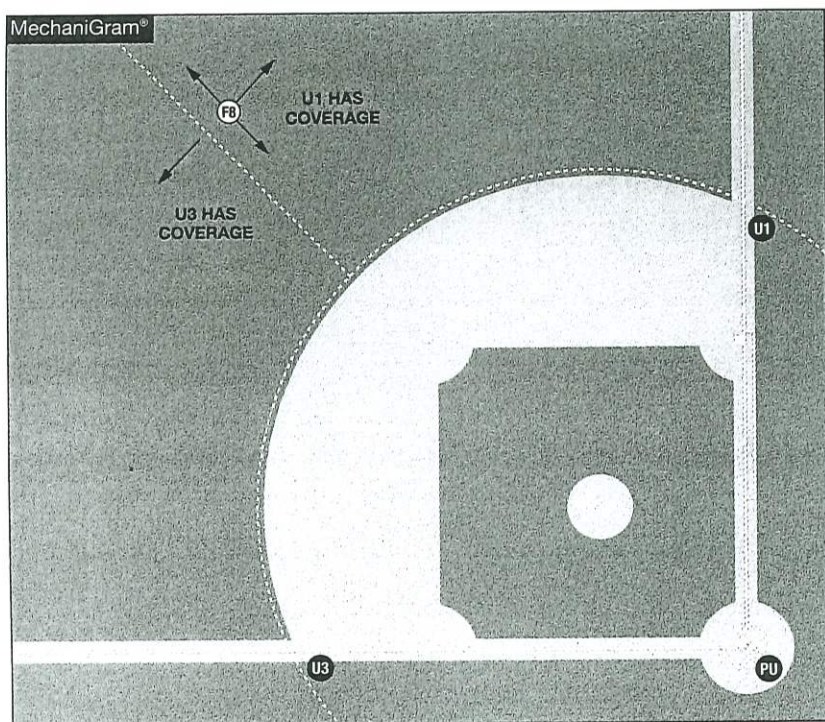
**Umpire responsibilities:**

**PU:** Has responsibility for balls up to first base and third base, including all foul territory.

**U1:** Has responsibility for balls that hit first base and/or go beyond.

**U3:** Has responsibility for balls that hit third base and/or go beyond.

INITIAL POSITIONS AND OUTFIELD COVERAGE



**Action on the field:** No action.

**Umpire responsibilities:**

**PU:** Has no outfield responsibility.

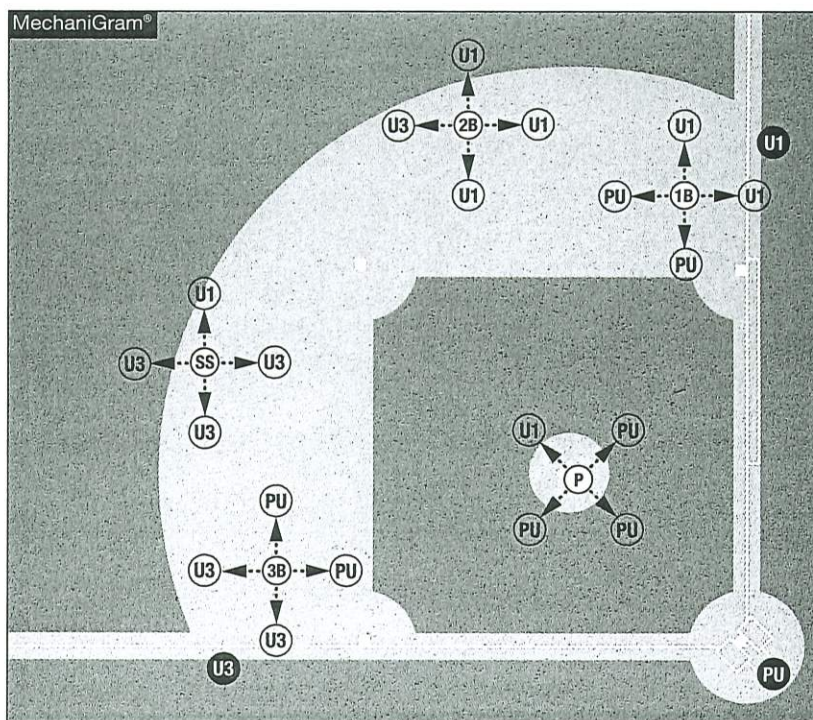
**U1:** Starts in the "A" position. U1 dictates coverage or responsibility, has the center fielder going straight back, coming straight in, when he turns to his left and when he moves toward right field. U1 also has all balls to the right fielder.

**U3:** Starts in the "D" position. U3 has the center fielder when he turns to his right. U3 also has all balls to the left fielder.

If an umpire goes out on a fly ball, verbalize, and stay out until the play is over.

**Note:** For all routine fly balls, rotations are similar to a clean hit.

INFIELD CATCH COVERAGE



**Action on the field:** No action.

**Umpire responsibilities:**

**PU has catches:**

1. By the pitcher moving in, left or right.
2. By the first and third baseman moving toward the plate or toward the middle of the infield.

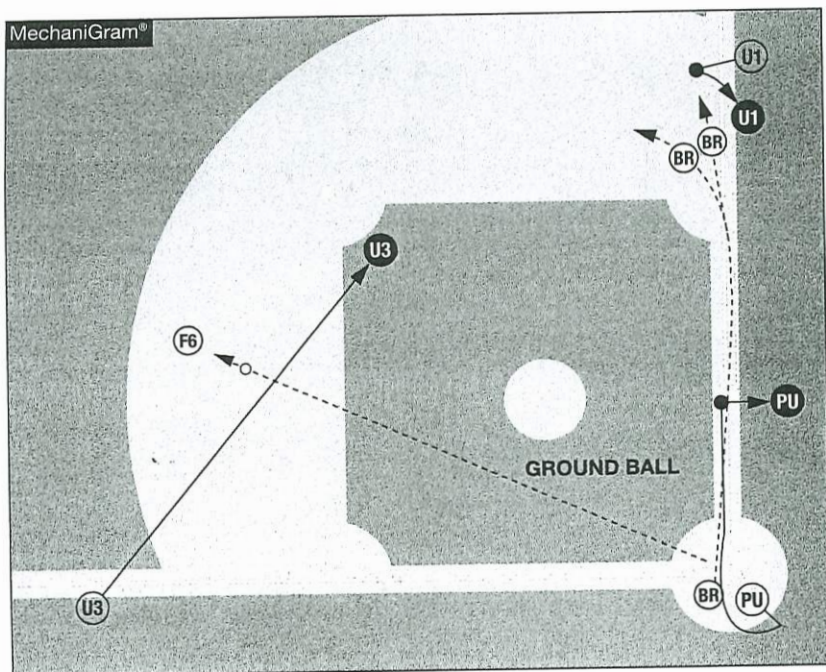
**U1 has catches:**

1. By the second baseman moving in, out or toward first base.
2. By the shortstop moving toward second base.
3. By the first baseman moving back or toward the line.
4. By the pitcher moving back.

**U3 has catches:**

1. By the shortstop moving in, back or toward third base.
2. By the second baseman moving toward second base.
3. By the third baseman moving back or toward the line.

ROUTINE GROUND BALL



**Before the play:** Give pre-pitch signals.

**Action on the field:** BR hits a ground ball to F6, who is unable to throw toward first base in an attempt to retire BR.

**Umpire responsibilities:**

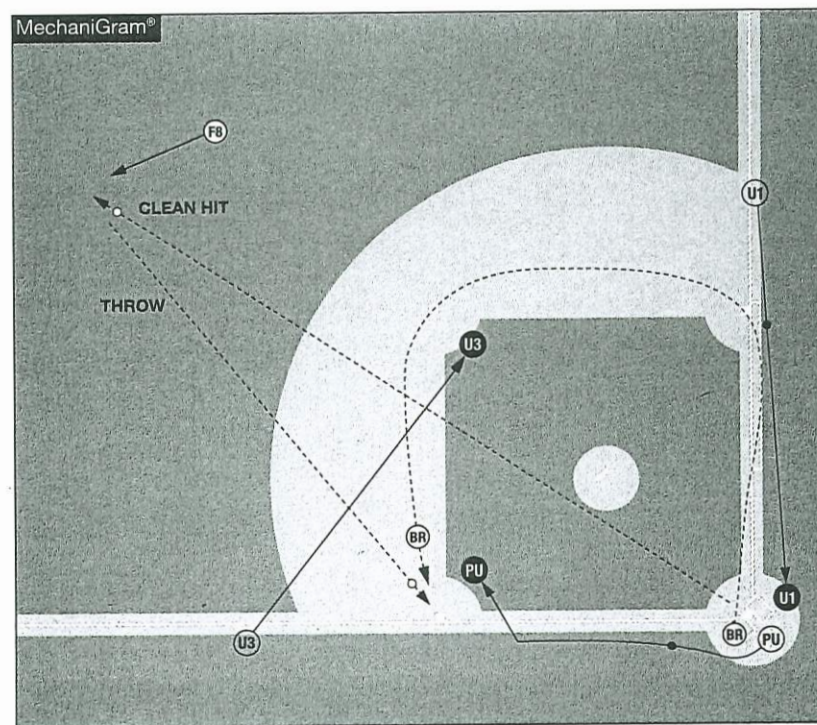
**PU:** Clears the catcher, removes mask and moves toward the 45-foot line. Does not take eye off ball and stops when it becomes apparent there will be no play at first base. If F6 throws, moves into position for potential overthrow and to assist on possible swipe tag or pulled foot scenarios.

**U1:** When the ball is hit, moves into fair territory and tries to get a 90-degree angle to judge play at first base. When no throw comes, moves into position in case a late throw comes in an attempt to pick off BR.

**U3:** When the ball is hit, moves toward second-base cutout for any plays on the batter-runner at second base. Stays out of potential throwing lane for F6 until it is clear F6 will not make a throw toward first base. Also, takes any plays on the batter-runner at third base.

At the end of play, position yourself for next play and repeat signals.

CLEAN HIT TO THE OUTFIELD



**Before the play:** Give pre-pitch signals.

**Action on the field:** A deep clean hit to the outfield with the batter-runner advancing toward third base, drawing a throw there.

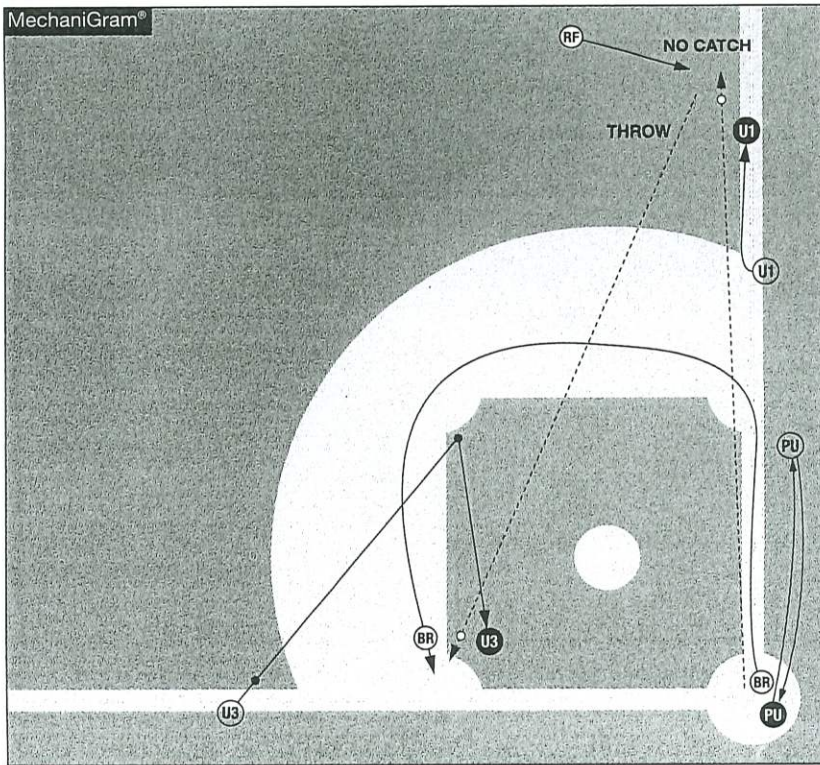
**Umpire responsibilities:**

**PU:** Removes mask and moves halfway toward third, reads the ball and moves to the cutout for any play on the batter-runner at third base.

**U1:** Observes batter-runner's base touch at first base and begins to move toward the plate if the batter-runner commits to third base.

**U3:** Enters the infield and has all plays on the batter-runner at second base.

TROUBLE BALL: U1 GOES OUT



**Before the play:** Give pre-pitch signals.

**Action on the field:** Fly ball to right field, no catch; the batter-runner advances toward third base, drawing a throw there.

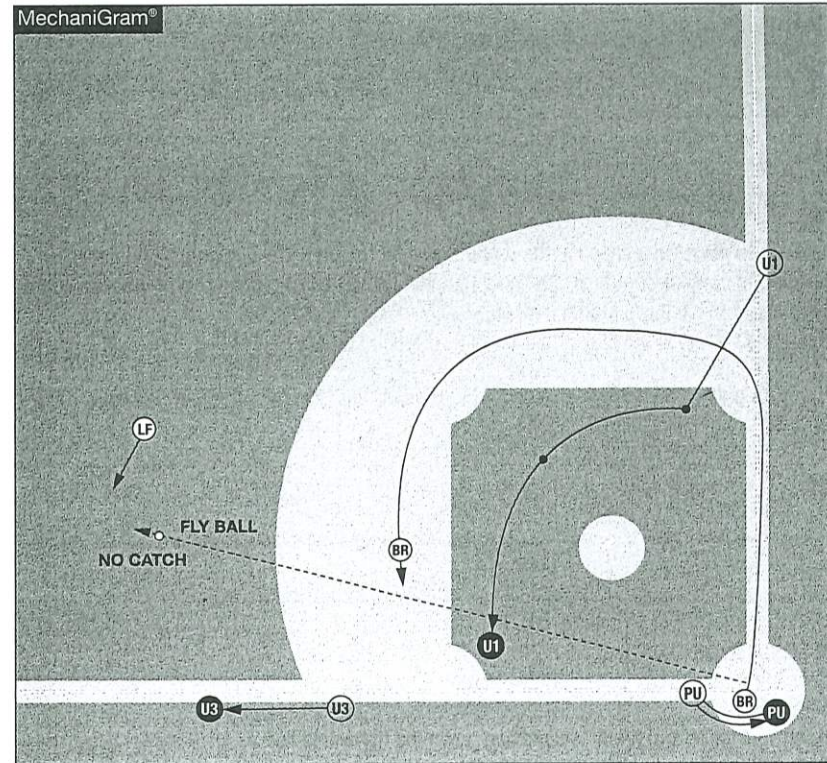
**Umpire responsibilities:**

**PU:** Removes mask and moves to first base for any play on the batter-runner. Responsible for throws back to first base on a batter runner. Once the batter-runner reaches second base, PU returns to the plate for any play there.

**U1:** Goes out on the fly ball to rule on fair/foul and then the catch/no-catch and stays out until play is over.

**U3:** Has all plays at second and third base.

TROUBLE BALL: U3 GOES OUT



**Before the play:** Give pre-pitch signals.

**Action on the field:** Fly ball to left field; no catch; the batter-runner advances toward third base.

**Umpire responsibilities:**

**PU:** Has any play on the batter-runner at the plate.

**U1:** Moves to the infield for any play on the batter-runner at first, second or third base.

**U3:** Goes out on the fly ball to rule on fair/foul and the catch/no-catch and stays out until play is over.

## Crew of Three: Runner on First

### General Information

**U1 Initial position:** U1 will start in the "A" position, but only 8 or 10 feet behind first base. U1 must be able to see the pitcher and the runner.

**U3 Initial position:** U3 will start in the "Deep B" or "Deep C" position, at the edge of the infield grass.

**Before the play:** On a base hit, the umpires will be rotating. Make sure you give each partner the number of outs and a signal that you know that a rotation is possible. Unlike in two-umpire mechanics, umpires automatically rotate on a base hit. There is no need for PU to read if there will be a play at third, since U1 will be rotating home.

**Potential plays and responsibilities:** All three umpires have responsibility for balks and/or illegal pitches.

PU is also responsible for:

1. Calling the pitch
2. Fair/foul calls up to the first-base bag and all fair-foul calls down the third-base line
3. Fly balls in your areas of the outfield
4. R1 advancing from first to third on any batted ball to the outfield

U1 is also responsible for:

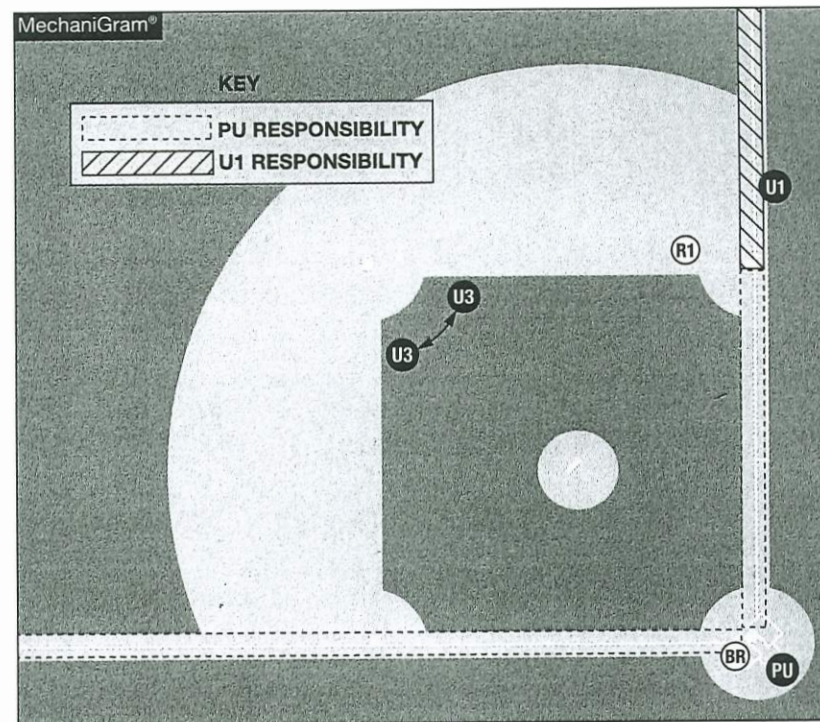
1. Pickoff attempt at first base by the pitcher or catcher
2. Help (when asked by PU) on a checked swing on a right-handed batter
3. Fair/foul calls from the first-base bag down the right-field line
4. Fly balls in your area of the outfield (U1 can and should go out if necessary)
5. Any play at first involving BR (if you don't go out)
6. Any play at home involving R1 and BR (if U1 doesn't go out)

U3 is also responsible for:

1. Help (when asked by PU) on a checked swing on a left-handed batter
2. Fly balls in your area of the outfield (U3 should never cross the infield dirt)
3. Any play at second involving R1, including any potential illegal slide
4. Any play involving BR at second or back into first if U1 has gone out or rotated
5. R1's tag at first base if U1 goes out

## CREW OF THREE: RUNNER ON FIRST

### FAIR/FOUL COVERAGE



**Action on the field:** No action.

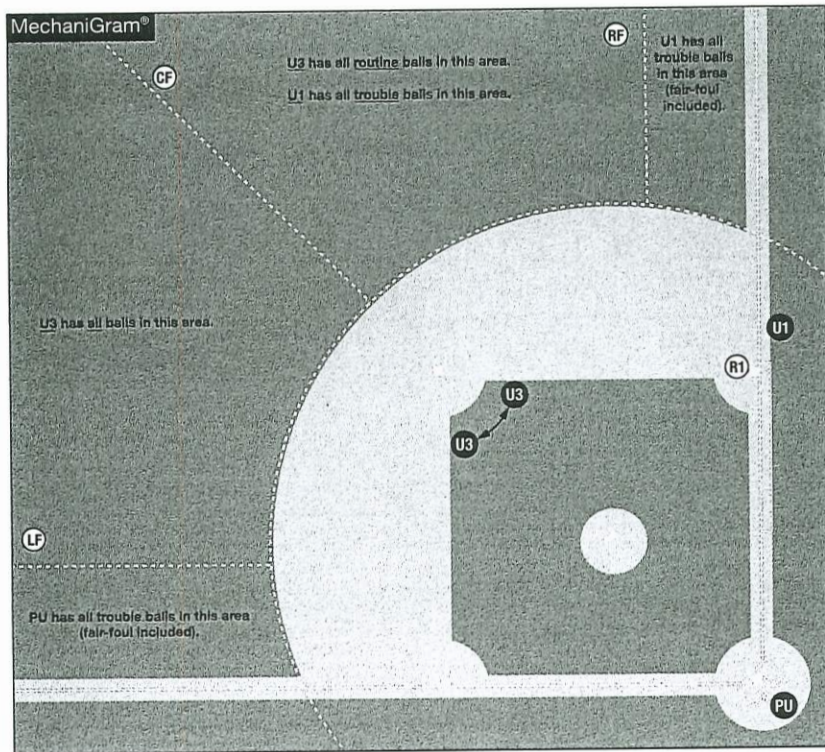
#### Umpire responsibilities:

**PU:** Has responsibility for all balls on the third-base line and up to first base.

**U1:** Has responsibility for all balls that hit first base or go beyond first base.

**U3:** Has no foul-line responsibility.

INITIAL POSITIONS AND OUTFIELD COVERAGE



**Action on the field:** No action.

**Umpire responsibilities:**

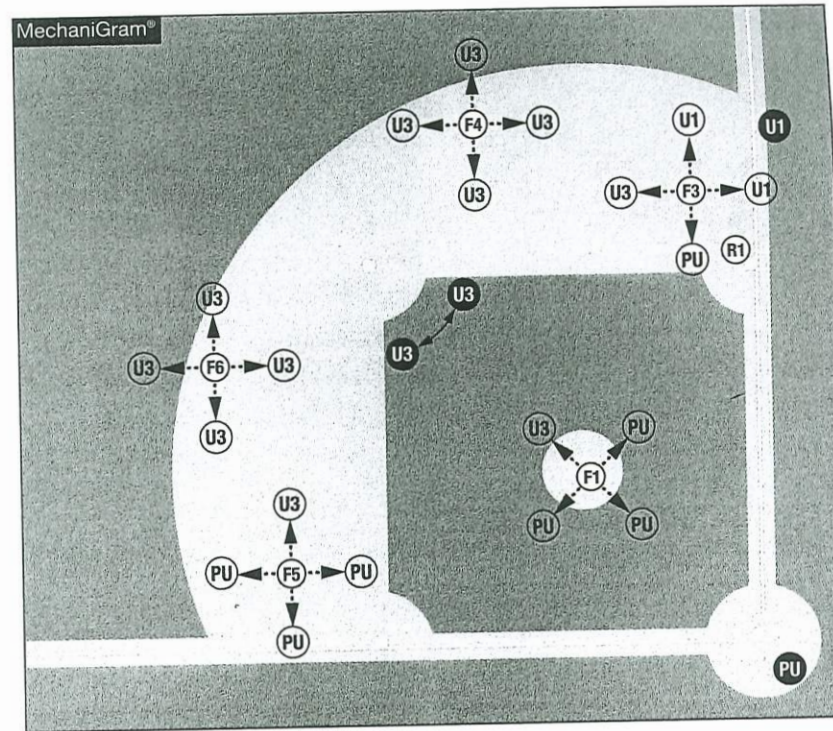
**PU:** Has catch/no-catch responsibility if the ball is hit where the left fielder moves any distance toward the foul line.

**U1:** Starts in the "A" position. U1 retains coverage on all trouble balls from the center fielder coming straight in or straight back to right-field out of play. If U1 goes out, the crew reverts to the two-umpire system.

**U3:** Starts in either the "Deep B" or "Deep C" position. U3 has all responsibility for all routine balls from left field to right field, and all trouble balls in the left-center field wedge.

**Note:** For all routine fly balls, rotations are similar to a clean hit.

INFIELD CATCH COVERAGE



**Action on the field:** No action.

**Umpire responsibilities:**

PU has catches:

1. By the pitcher moving in, left or right including foul territory before first base.
2. By first baseman moving in.
3. By the third baseman moving in, back or toward the foul line including the whole foul territory.

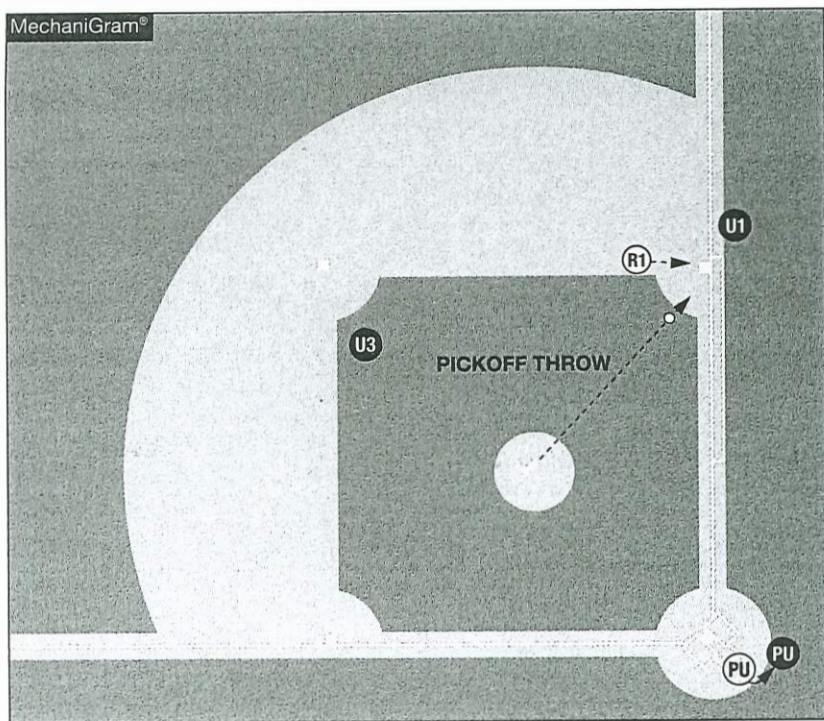
U1 has catches:

1. By the first baseman moving back or toward the foul line including foul territory beyond first base.

U3 has catches:

1. By all fielders moving toward the middle of the field.
2. By the pitcher moving back.
3. By the second baseman and shortstop moving in all directions.

PICKOFF AT FIRST



**Before the play:** Give pre-pitch signals.

**Action on the field:** Before pitching, the pitcher attempts to pick off the runner at first base.

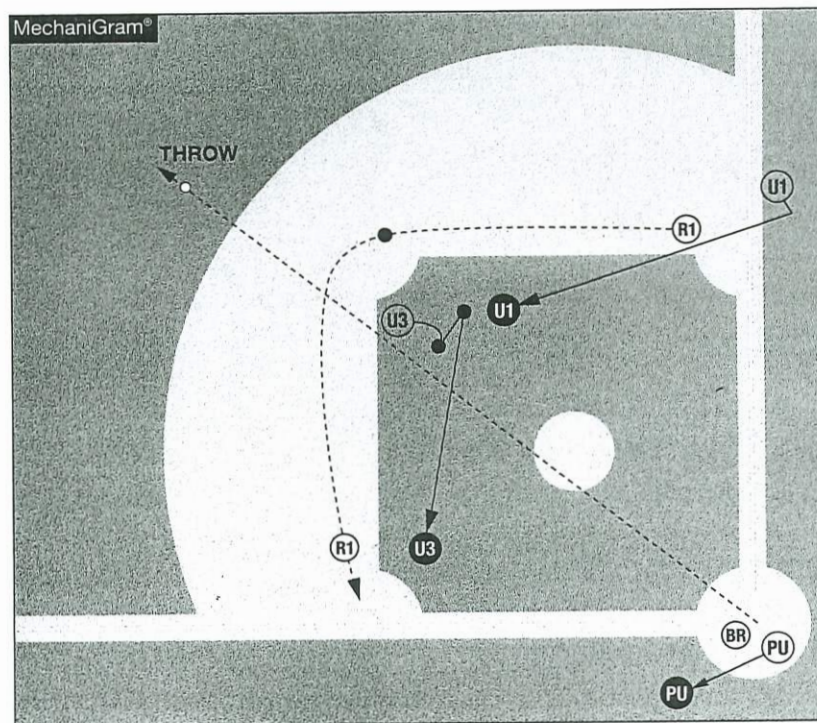
**Umpire responsibilities:**

**PU:** Watches the pitcher for potential balks then takes a step out from behind the catcher to observe the action or in case ball is overthrown.

**U1:** Watches the pitcher for potential balks before throwing. Positioning should require no movement to see the pickoff throw or tag. If the play is a swipe tag out, ensure that F3 retains possession of the ball before making the out call. If the runner is safe, no delay is necessary.

**U3:** Watches the pitcher for potential balks before throwing. Is responsible for all plays at second and third base, including if R1 ends up in a rundown.

STEAL OF SECOND WITH POTENTIAL OVERTHROW



**Before the play:** Give pre-pitch signals.

**Action on the field:** The batter swings and misses at the pitch as R1 attempts to steal second base. F2's throw goes into center field and R1 attempts to advance to third.

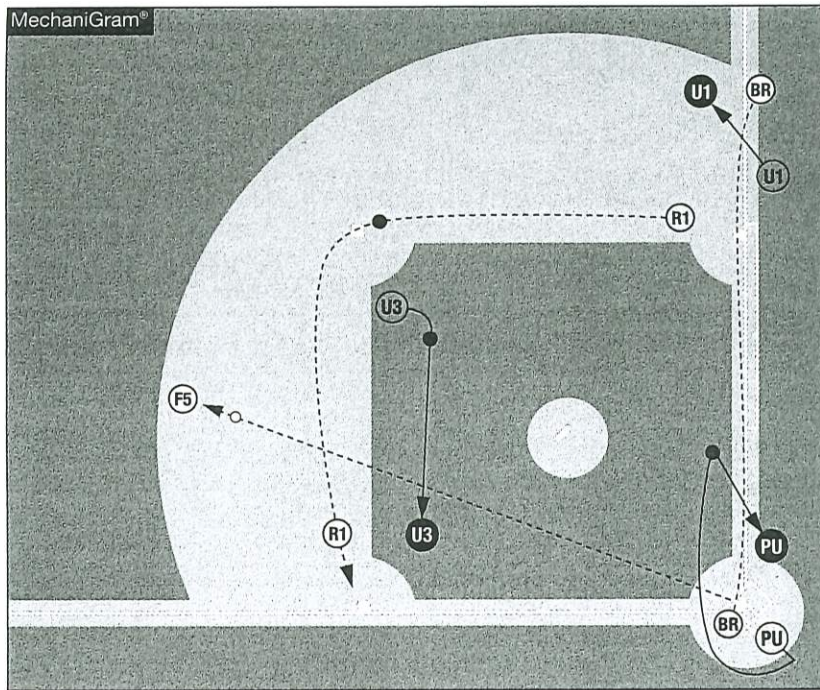
**Umpire responsibilities:**

**PU:** Signals the swinging strike without taking his focus off the play at hand. Ensures the batter does not interfere with the catcher's throw. The likelihood of interference is increased when the catcher has made a poor throw. Observes the play.

**U1:** Observes the pitch and initial throw to second. As R1 heads toward third, U1 moves aggressively toward second base in case R1 ends up in a rundown.

**U3:** Takes a step toward the second-base cutout. Turns with the ball. When the throw goes into center field, moves aggressively toward the third-base side of the mound to open up the angle for the tag play at third base.

GROUND BALL TO THE INFIELD WITH POTENTIAL DOUBLE PLAY



**Before the play:** Give pre-pitch signals.

**Action on the field:** The batter hits a ground ball toward third base. A double play is possible.

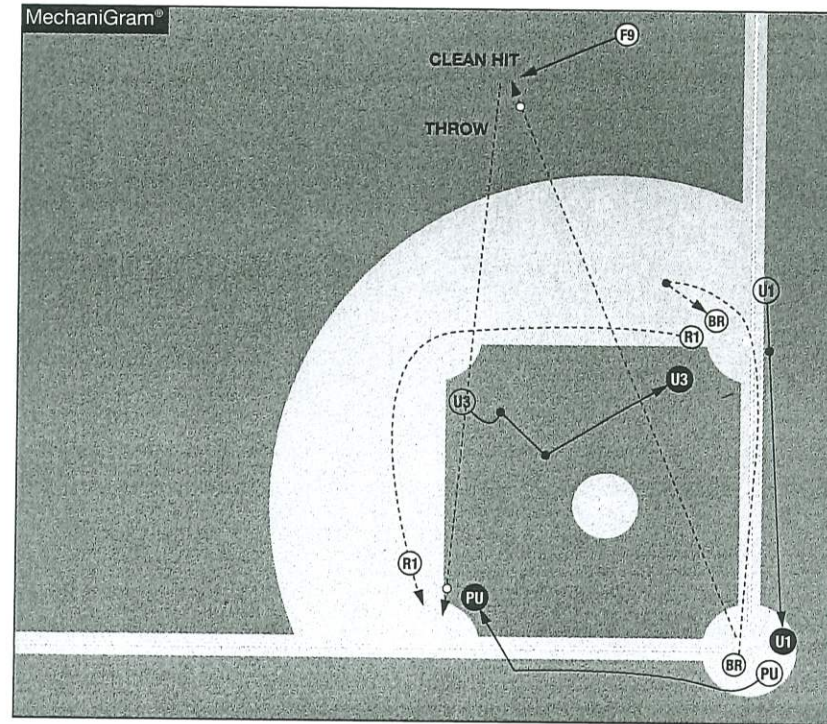
**Umpire responsibilities:**

**PU:** If necessary, stays near the third-base line in case of a potential fair/foul decision. Trails BR up the first-base line to assist with possible pulled foot/swipe tag play, including overthrow into dead-ball area. Is responsible for any play at the plate.

**U1:** Obtains 90-degree angle in fair territory to prepare to judge play at first base. Throw could come from F5 or from the fielder covering second base.

**U3:** Takes a step toward the mound and opens up to the ball. When it's clear a double-play will be attempted, U3 steps toward the side of the cutout where the throw will be coming from to better see the catch of the throw and the transfer of the ball from the glove to throwing hand. Judges play (including potential illegal slide/including potential force play slide) at second base. If R1 is safe at second and advances toward third, U3 moves aggressively toward the third-base cutout for the tag play at third base.

CLEAN HIT TO THE OUTFIELD



**Before the play:** Give pre-pitch signals.

**Action on the field:** Clean hit to right field, no catch; R1 advances toward third base, drawing a throw there; batter-runner rounds first and returns there.

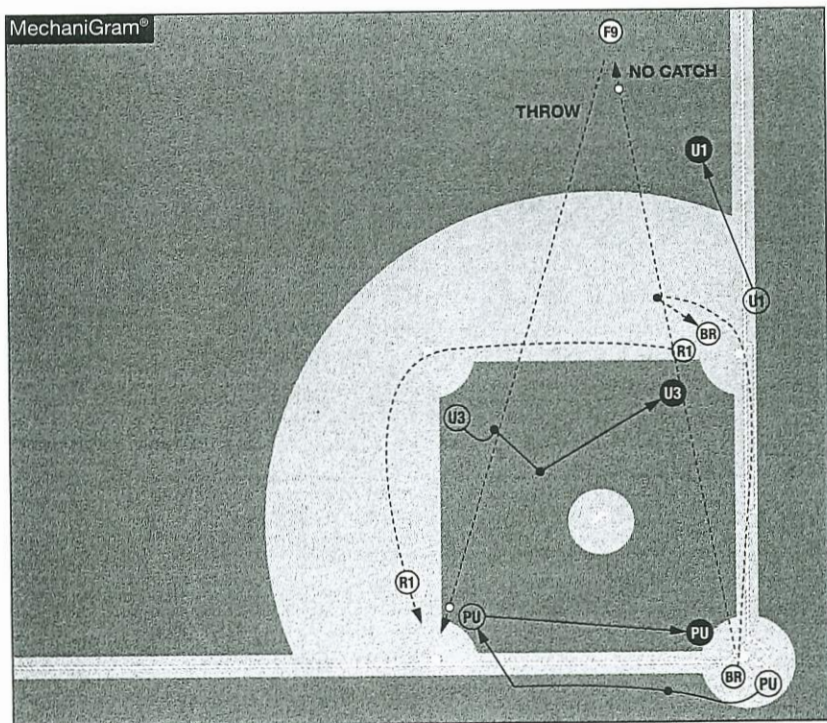
**Umpire responsibilities:**

**PU:** Reads R1 and the ball and moves into a position for any plays at third base on R1.

**U1:** Observes BR's base touch at first base and begins to move toward the plate when R1 touches second base and commits to third base.

**U3:** Observes R1's base touch at second base and begins to move toward first base if R1 commits to third base. Has any play where R1 returns to second and has all plays on the batter-runner returning to first and at second base.

FLY BALL TO RIGHT FIELD, NO CATCH, U1 GOES OUT



**Before the play:** Give pre-pitch signals.

**Action on the field:** Fly ball to right field, no catch; R1 advances toward third base, drawing a throw there; BR rounds first and returns there.

**Umpire responsibilities:**

**PU:** Rotates to third base for any play on R1 and must verbally communicate his position to U3. If a play develops at third base and R1 then attempts to advance to the plate on a wild throw, PU must retreat (in fair territory) for any play there.

**U1:** Pause, read and react. Goes out on the fly ball. Judges fair/foul (if necessary) and catch/no catch. Does not return to the infield.

**U3:** Has all plays at first and second base and plays at third base on the batter-runner.

Crew of Three: Runners on First and Second

**General Information**

**U1 Initial position:** U1 will start in the "A" position, 10-15 feet behind first base. U1 must be able to see the pitcher and the runner. U1 can move closer if F3 is holding R1 on the base.

**U3 Initial position:** U3 will start in the "C" position. Since third base is open, U3 cannot start in the deep position. There is a possibility of R2 stealing third.

**Before the play:** Give pre-pitch signals. On a base hit, the umpires will be in a reverse rotation, with U1 trailing BR into second base. With less than two outs, the infield-fly rule will be in effect. On a fly ball to the outfield with less than two outs, PU will be rotating to third and U1 will rotate home (if U1 does not go out). Make sure you give each partner the number of outs and appropriate signals.

**Potential plays and responsibilities:** All three umpires have responsibility for balks and/or illegal pitches.

PU is also responsible for:

1. Calling the pitch
2. Fair/foul calls up to the first-base bag and all fair-foul calls down the third-base line
3. Fly balls in your areas of the outfield
4. R2 advancing after tagging up on a caught fly ball with less than two outs
5. Any play at the plate except for routine fly ball with R2 tagging and advancing with less than two outs

U1 is also responsible for:

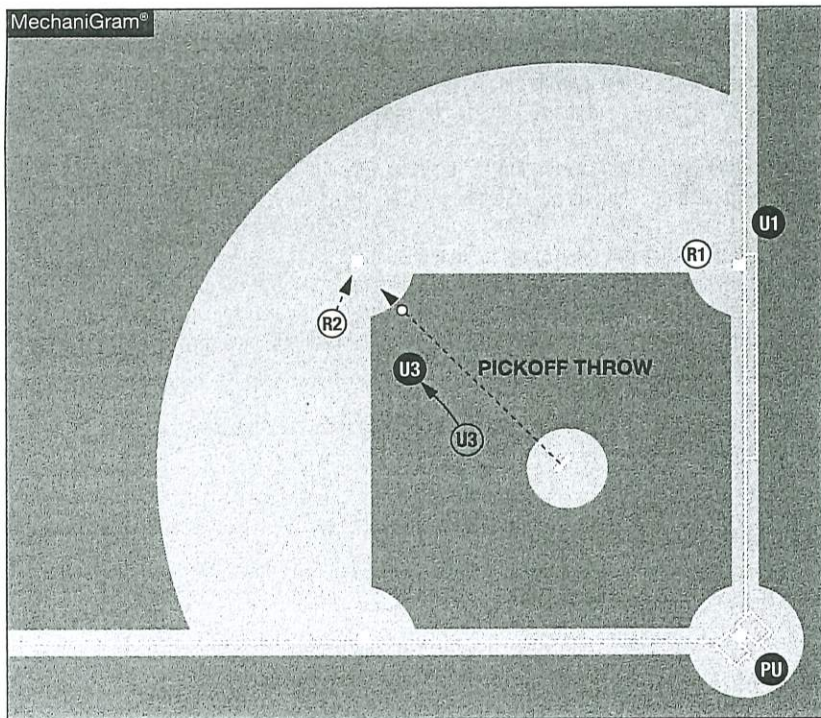
1. Pickoff attempt at first base by the pitcher or catcher
2. Help (when asked by PU) on a checked swing on a right-handed batter
3. Fair/foul calls from the first-base bag down the right-field line
4. Fly balls in your area of the outfield (U1 can and should go out if necessary)
5. Any play at first or second involving BR (if you don't go out)
6. Any play at home involving R2 on a caught fly ball with less than two outs

U3 is also responsible for:

1. Pickoff attempt at second base by the pitcher or catcher
2. Help (when asked by PU) on a checked swing on a left-handed batter
3. Stolen base attempt by either R1 or R2.
4. Fly balls in your area of the outfield (U3 should never cross the infield dirt)
5. Any play at second involving R1, including any potential illegal slide
6. Any play at third involving R2, including any potential illegal slide.

- Exception:** PU will take R2's advance to third on a caught fly ball with less than two outs.
7. R2's tag up at second base if it is a caught fly ball.
  8. R1's tag at first base if U1 goes out.

PICKOFF THROW TO SECOND



**Before the play:** Give pre-pitch signals.

**Action on the field:** Before pitching, the pitcher attempts to pick off the runner at second base.

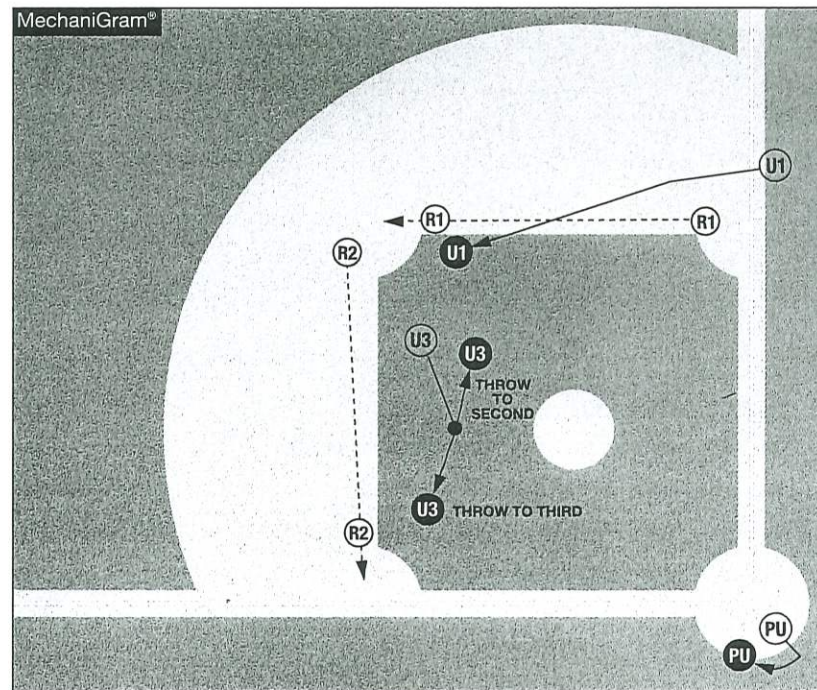
**Umpire responsibilities:**

**PU:** Watches the pitcher for potential balks then takes a step out from behind the catcher to observe the action.

**U1:** Watches the pitcher for potential balks then observes the action.

**U3:** Watches the pitcher for potential balks before throwing. Once the pickoff attempt has started, U3 should take a quick backward step and turn with the ball as it passes him toward the fielder. Comes to a hands-on-knees set to see the play at second base. If the play is a swipe tag out, ensure the fielder retains possession of the ball before making the out call. If the runner is safe, no delay is necessary.

DOUBLE STEAL



**Before the play:** Give pre-pitch signals.

**Action on the field:** The batter swings and misses at the pitch as R2 attempts to steal third and R1 attempts to steal second base.

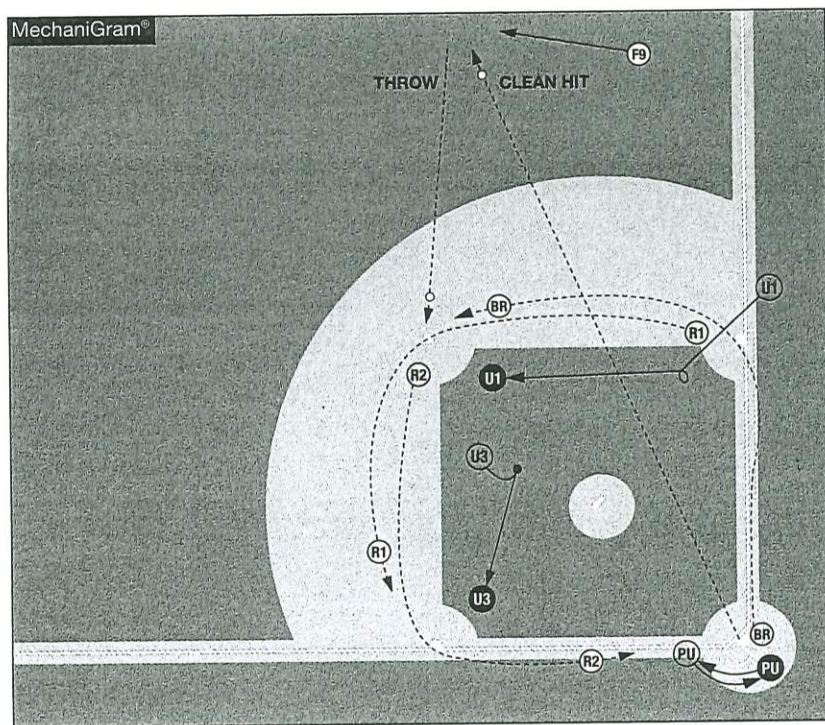
**Umpire responsibilities:**

**PU:** Signals the swinging strike without taking his focus off the play at hand. Ensures the batter does not interfere with the catcher's throw.

**U1:** Observes the action. Has no initial responsibility on either runner. Moves toward second base to assist with subsequent plays (snap throws back into second).

**U3:** When the runners start to steal, takes several steps forward and reads F2's throw. If F2 throws to third, step toward third. If F2 throws to second, move back toward second, watching the ball and turning as it passes you. If either runner is out or safe on a close play, take two or three steps after the tag while making the call to give the appearance that you were closer to the play. Don't overcommit toward that call in case the fielder makes a snap throw to the other base. Responsible for plays at either base unless U1 has come into second for a subsequent snap throw.

CLEAN HIT TO THE OUTFIELD OR ROUTINE FLY BALL WITH TWO OUTS



**Before the play:** Give pre-pitch signals.

**Action on the field:** Clean hit to right field, no catch; R2 advances toward the plate; R1 advances toward third base; BR advances toward second base and draws a throw there.

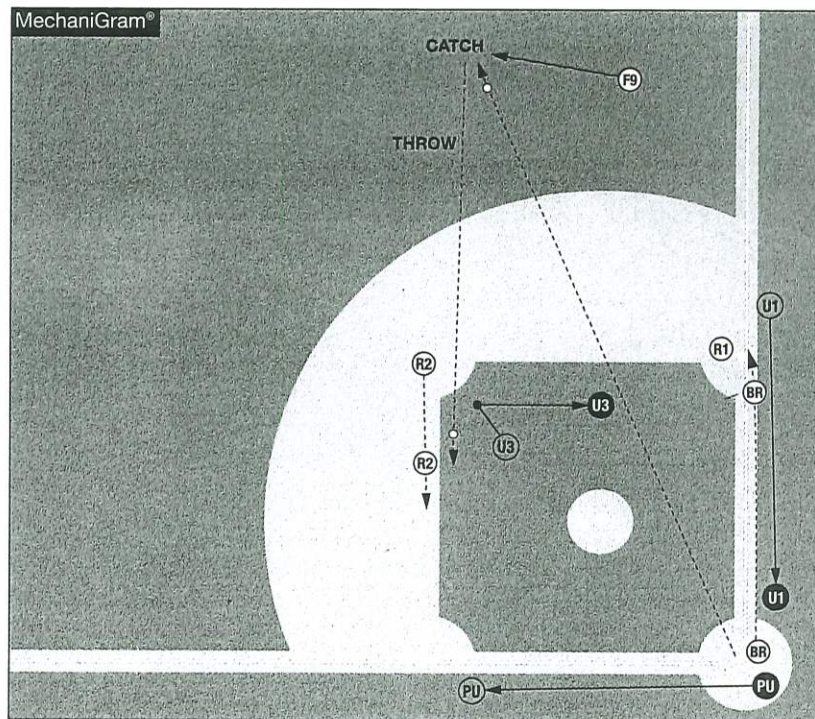
**Umpire responsibilities:**

**PU:** After reading that no base umpires are going out, stays home, observes R2 touching third base and observes the plate touch of all runners. PU moves to a position to rule on all plays at the plate.

**U1:** Pause, read and react. Moves into the infield and observes the batter-runner's base touch at first and has all plays on the batter-runner at first and second base.

**U3:** Observes the base touches of R1 at second and third base and has all plays on R1 at second and third, plus R2 and BR at third base.

ROUTINE FLY BALL WITH LESS THAN TWO OUTS



**Before the play:** Give pre-pitch signals.

**Action on the field:** Routine fly ball to right-center field. R2 tags up and attempts to advance to third base.

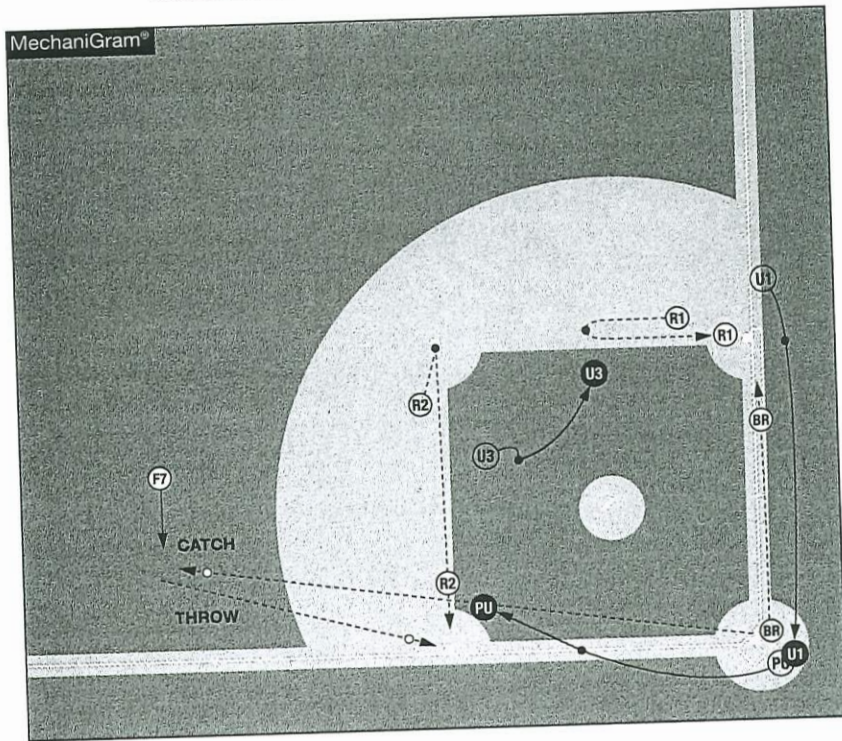
**Umpire responsibilities:**

**PU:** Comes out from behind the plate. When R2 tags up and attempts to advance, moves up the third-base line for plays at third.

**U1:** When U1 reads it is a routine fly ball and R2 is tagging, starts walking toward home plate in foul territory. U1 is responsible for R1's tag up at first. When R2 advances to third, U1 goes home to cover plays at the plate. Mirror R2.

**U3:** Responsible for catch/no-catch and R2's tag up at second. When U1 goes home, U3 is responsible for all plays at first and second base. Please note communication with your crew is imperative.

TROUBLE FLY BALL DOWN LEFT FIELD LINE, CATCH



**Before the play:** Give pre-pitch signals.

**Action on the field:** Fly ball toward the left-field line caught by the left fielder; R2 tags up and advances toward third base, drawing a throw; R1 retreats toward first base.

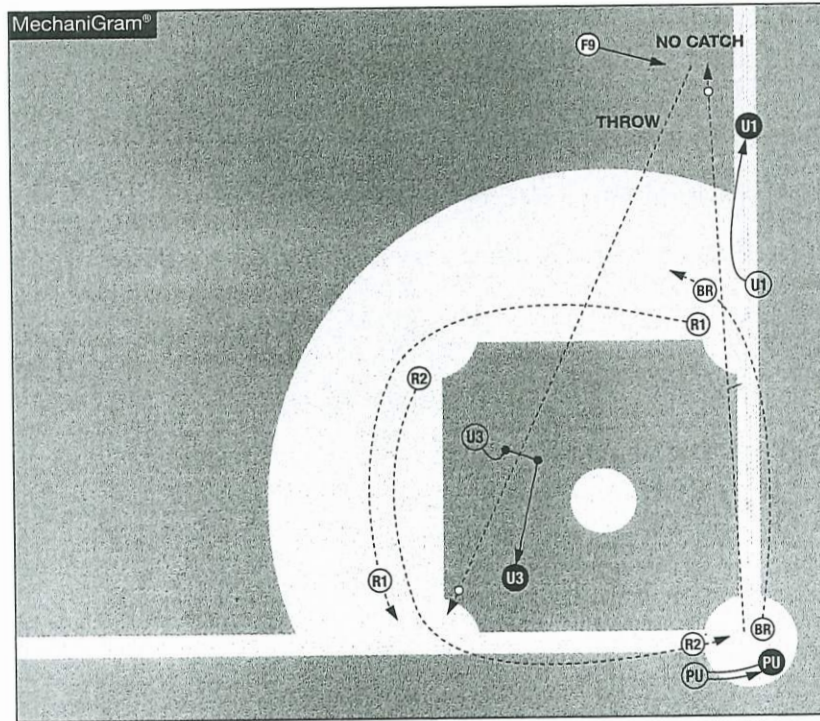
**Umpire responsibilities:**

**PU:** Clears batter and takes mask off. Moves to the best position possible to view the fair/foul and catch/no catch. PU reads the runners and the ball and moves into a position for any play on R2 advancing to third base. If the ball is not caught, PU observes R2's base touch at third and returns to the plate for all plays there.

**U1:** Observes R1 and if R2 commits to third base, U1 commits to the plate for any play there on R2. If the ball is not caught, U1 moves into the infield and observes BR's base touch at first and has all plays on BR at first and second bases.

**U3:** Retreats and observes R2's tag up. U3 moves into position for any play at first or second base on R1. If the ball is not caught, U3 observes the base touches of R1 at second and third base and has all plays on R1 at second and third and R2 and BR at third base. Please note communication with your crew is imperative.

FLY BALL TO RIGHT FIELD, NO CATCH, U1 GOES OUT



**Before the play:** Give pre-pitch signals.

**Action on the field:** Fly ball to right field, no catch; U1 goes out; R1 advances toward third base, drawing a throw there; R2 advances toward the plate; BR rounds first base, but does not advance to second.

**Umpire responsibilities:**

**PU:** Remains near the plate for all plays there. If the ball is caught, PU reads the ball and the runners and has any play at third base if R2 attempts to advance there. They have force-play-slide responsibility.

**U1:** Pause, read and react. Verbalize when going out. Moves to the best position possible to view the fair/foul and catch/no catch. Does not return to the infield for any play.

**U3:** Moves into the working area for all plays on the bases. If the ball is caught, U3 has the tag ups of R2 at second base and R1 at first base.

## Crew of Three: Bases Loaded

### General Information

**U1 Initial position:** U1 will start in the "A" position, 10 or 15 feet behind first base. U1 must be able to see the pitcher and the runner. U1 may move closer behind first base if F3 is holding the runner on base.

**U3 Initial position:** U3 will start in the "C" position.

**Before the play:** Give pre-pitch signals. On a base hit, the umpires will be in a reverse rotation, with U1 trailing BR into second base. With less than two outs, the infield-fly rule will be in effect. The plate umpire will not rotate on this play. Make sure you give each partner the number of outs and appropriate signals.

**Potential plays and responsibilities:** All three umpires have responsibility for balks and/or illegal pitches.

PU is also responsible for:

1. Calling the pitch
2. Fair/foul calls up to the first-base bag and all fair-foul calls down the third-base line
3. Fly balls in your areas of the outfield
4. R3's tag up, if he tries to advance on a caught fly ball
5. Any play at the plate

U1 is also responsible for:

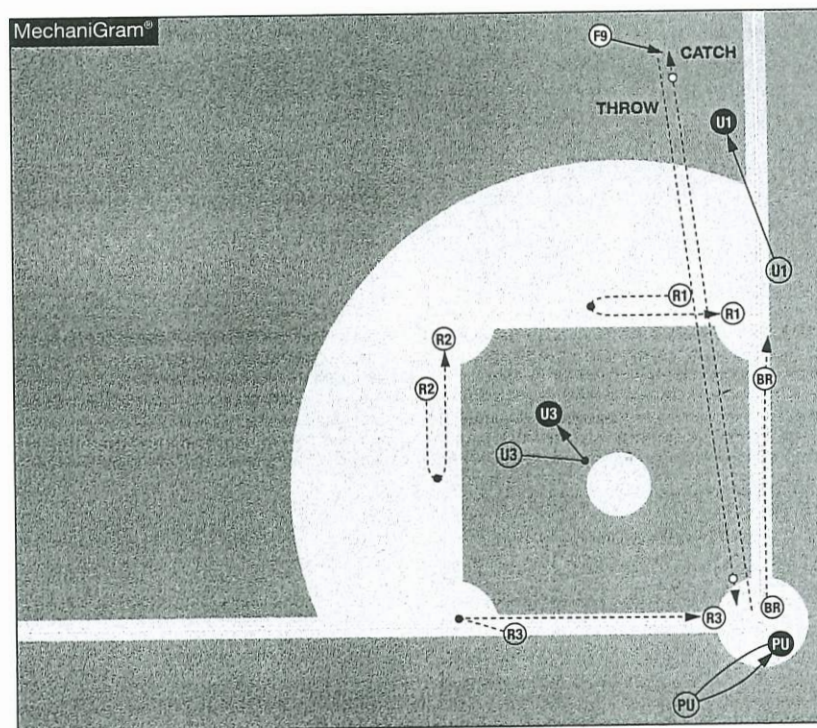
1. Pickoff attempt at first base by the pitcher or catcher
2. Help (when asked by PU) on a checked swing on a right-handed batter
3. Fair/foul calls from the first-base bag down the right-field line
4. Fly balls in your area of the outfield (U1 can and should go out if necessary)
5. Any play at first or second involving BR (if you don't go out)

U3 is also responsible for:

1. Pickoff attempts at second or third base by the pitcher or catcher
2. Help (when asked by PU) on a checked swing on a left-handed batter
3. Stolen-base attempt by either R1 or R2 (rare, but possible)
4. Fly balls in your area of the outfield (U3 should never cross the infield dirt)
5. Any play at second involving R1, including any potential illegal slide
6. Any play at third involving R1 and R2, including any potential illegal slide
7. R2's tag up at second base if it is a caught fly ball
8. R1's tag at first base if U1 goes out

## CREW OF THREE: BASES LOADED

### FLY BALL TO RIGHT FIELD, CATCH, U1 GOES OUT



**Before the play:** Give pre-pitch signals.

**Action on the field:** Fly ball caught by the right fielder, U1 goes out; R3 tags and moves toward the plate, drawing a throw there; R2 and R1 stay near their bases.

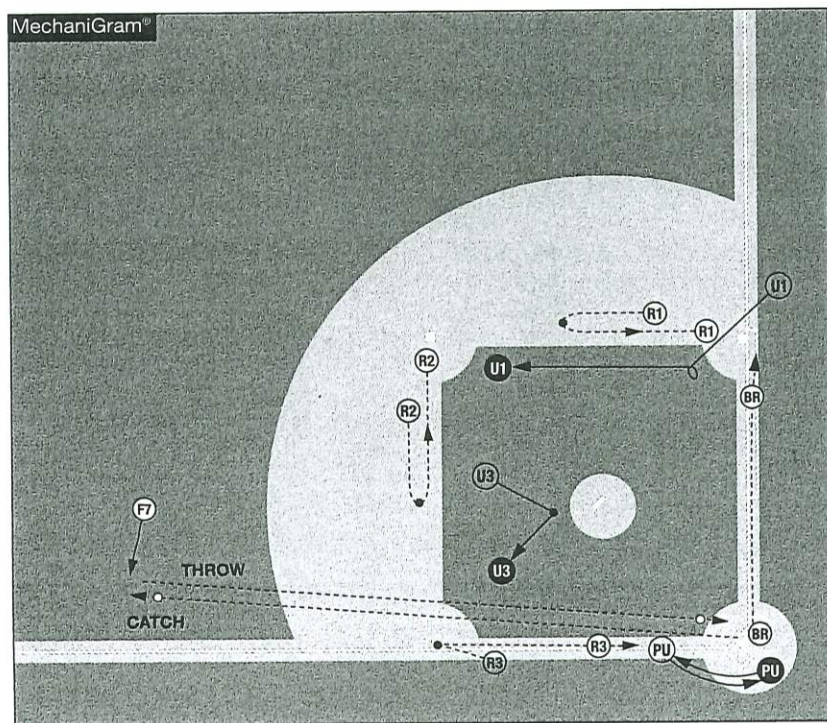
#### Umpire responsibilities:

**PU:** Clear catcher and remove mask. Moves to a position to view R3's tag up at third base. P then returns to the plate for any play there.

**U1:** Pause, read and react. Verbalize going out. Moves to the best position possible to view the fair/foul (if necessary) and the catch/no catch. U1 does not return to the infield during the play.

**U3:** Retreats and observes potential tag-ups at first and second base. U3 reads the runners and moves into a position for all plays on the bases.

FLY BALL TO LEFT FIELD, CATCH



**Before the play:** Give pre-pitch signals.

**Action on the field:** Fly ball caught by the left fielder; R3 tags up and moves toward the plate, drawing a throw there; R2 and R1 stay near their bases.

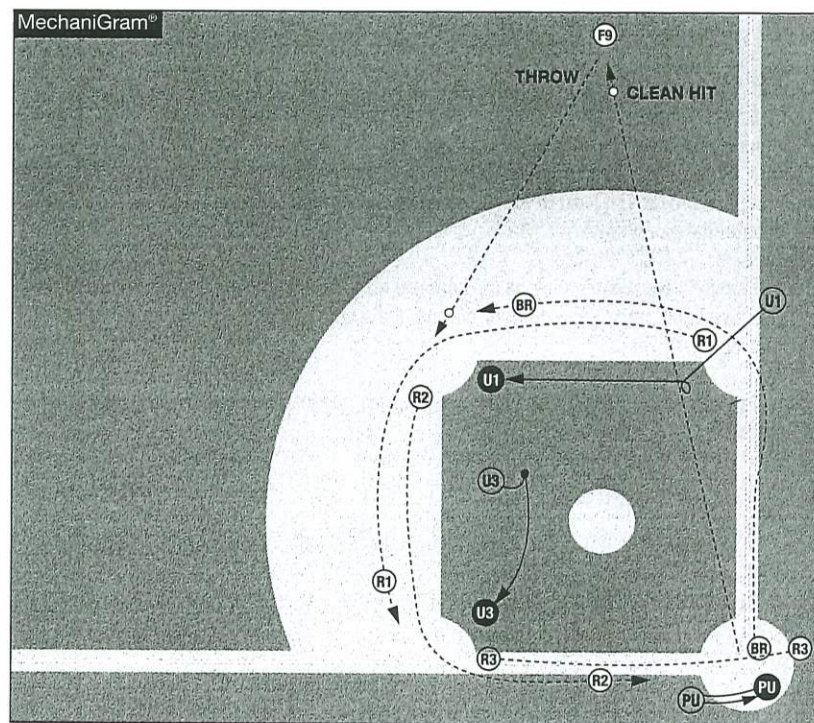
**Umpire responsibilities:**

**PU:** Moves to the best position possible to view the fair/foul and catch/no catch. PU must also view R3's tag up at third base. PU returns to the plate for any play there.

**U1:** Moves into the infield and observes R1's potential tag up at first base and has any secondary play at second base. If the ball is not caught, U1 has all plays on BR at first and second base.

**U3:** Retreats to working area and observes R2's potential tag up. U3 moves into position for any initial plays at second or all plays at third base. If the ball is not caught, U3 observes the base touches at second and third base and has all plays on R1 at second and third, R2 at third and BR at third.

CLEAN HIT TO THE OUTFIELD



**Before the play:** Give pre-pitch signals.

**Action on the field:** Clean hit to right field, U1 does not go out; R3 scores; R2 moves toward the plate; R1 moves toward third base; BR moves toward second base and draws a throw there.

**Umpire responsibilities:**

**PU:** Clear catcher and remove mask. Observes all touches at home and R2's touch of third. PU moves into position for any plays at the plate.

**U1:** Moves into the infield and observes BR's touch of first and second. U1 has all plays on BR at first and second base.

**U3:** Observes R1's touch of second and third and BR's touch of third. U3 has all plays on R1 at second and third, R2 at third and BR at third.

## Crew of Three: Runners on First and Third

### General Information

**U1 Initial position:** U1 will start in the "A" position, 10 or 15 feet behind first base. U1 must be able to see the pitcher and the runner. U1 can move closer to first base if F3 is holding the runner on base.

**U3 Initial position:** U3 will start in the "C" position. From that position, U3 has a great angle on any potential pickoff into third base.

**Before the play:** Give pre-pitch signals. There are no rotations for this configuration. Make sure you give each partner the number of outs and a signal that you know that no rotation is possible.

**Potential plays and responsibilities:** All three umpires have responsibility for balks and/or illegal pitches.

PU is also responsible for:

1. Calling the pitch
2. Fair/foul calls up to the first-base bag and all fair-foul calls down the third-base line
3. Fly balls in your areas of the outfield
4. R3's tag up at third on a caught fly ball
5. All plays at the plate

U1 is also responsible for:

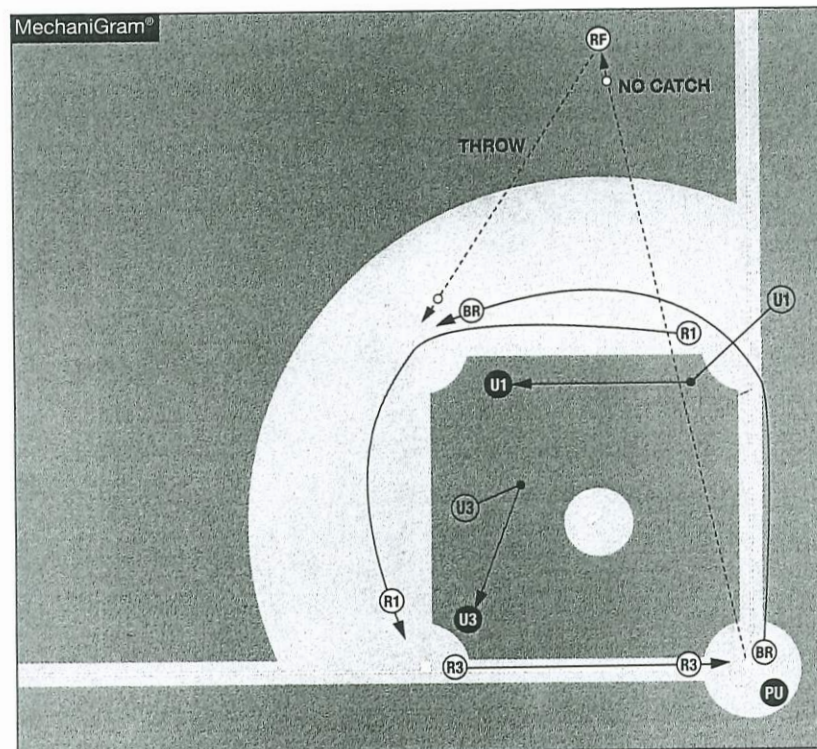
1. Pickoff attempt at first base by the pitcher or catcher
2. Help (when asked by PU) on a checked swing on a right-handed batter
3. Fair/foul calls from the first-base bag down the right-field line
4. Fly balls in your area of the outfield (U1 can and should go out if necessary)
5. Any play at first involving BR (if you don't go out)

U3 is also responsible for:

1. Pickoff attempt at third base by the pitcher or catcher
2. Help (when asked by PU) on a checked swing on a left-handed batter
3. Fly balls in your area of the outfield (U3 should never cross the infield dirt)
4. Any play at second involving R1, including any potential illegal slide
5. All plays at third
6. Any play involving BR at second or back into first if U1 has gone out
7. R1's tag at first base if U1 goes out

## CREW OF THREE: RUNNERS ON FIRST AND THIRD

### CLEAN HIT OR ROUTINE FLY BALL TO THE OUTFIELD



**Before the play:** Give pre-pitch signals.

**Action on the field:** Routine fly ball to right field, no catch; R3 advances toward the plate; R1 advances toward third base; the batter-runner advances toward second base, drawing a throw there.

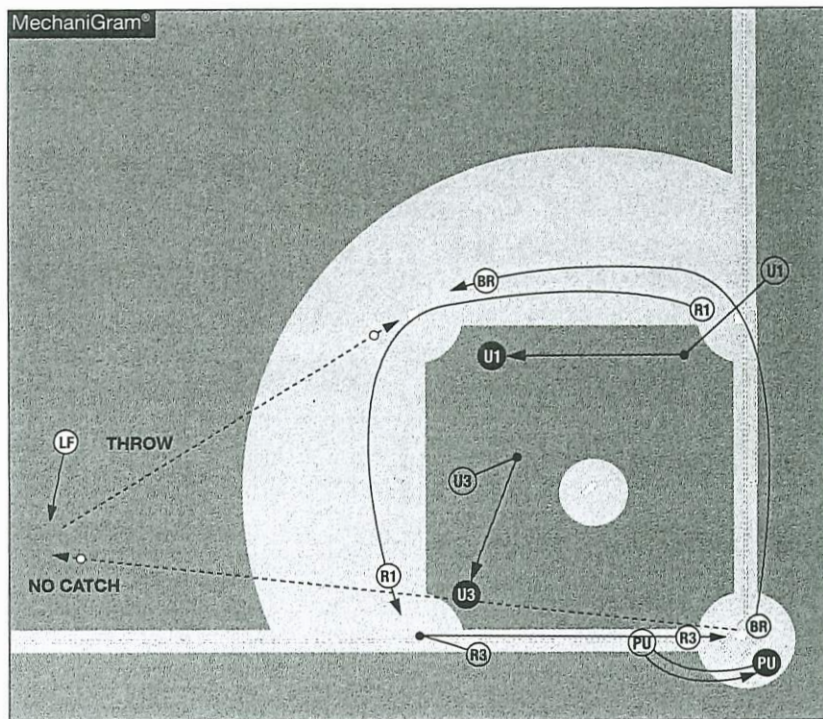
#### Umpire responsibilities:

**PU:** Removes mask. Has R3's tag-up at third and observes the plate touch of all runners. PU moves to a position to rule on all plays at the plate.

**U1:** Has R1's tag-up at first. Moves into the infield and observes the batter-runner's base touch at first and has all plays on the batter-runner at first and second base.

**U3:** Has catch/no-catch responsibility. Observes the base touches of R1 at second and third base and has all plays on R1 at second and third, plus the batter-runner at third base.

TROUBLE BALL DOWN THE LEFT-FIELD LINE



**Before the play:** Give pre-pitch signals.

**Action on the field:** Trouble ball down the left-field line. R3 and R1 tag up and advance.

**Umpire responsibilities:**

**PU:** Clear catcher and remove mask. Has fair/foul, catch/no-catch responsibility and R3's tag-up at third base. Returns to the plate for any plays there.

**U1:** Has all plays at first base and the batter-runner at first and second bases.

**U3:** Has all plays at third base and all plays on R1 at second base.

Crew of Three: Runner on Second

**General Information**

**U1** Initial position with less than two outs: U1 will start in the "Deep B" position, at the edge of the infield grass. From that position, U1 has a great angle on any potential pickoff at second base. With two outs, U1 will shift to "A" position.

**U3** Initial position with less than two outs: U3 will start in the "D" position, but not as deep as normal. U3 must be able to get into position for an attempted steal at third base. With two outs, U3 will shift to the "C" position.

**Before the play:** Give pre-pitch signals. There are no rotations from this configuration. Make sure you give each partner the number of outs and a signal that you know that no rotation is possible.

**Potential plays and responsibilities:** All three umpires have responsibility for balks and/or illegal pitches.

PU is also responsible for:

1. Calling the pitch
2. Fair/foul calls up to the third-base bag and all fair-foul calls down the first-base line (less than two outs); fair/foul calls up to the first-base bag and all fair-foul calls down the third-base line (two outs)
3. Fly balls in your areas of the outfield
4. All runners touching home and any play at the plate.

If less than two outs, U1 is also responsible for:

1. Pickoff attempt at second base by the pitcher or catcher
2. Help (when asked by PU) on a checked swing on a right-handed batter
3. Fly balls in your area of the outfield (U1 should never cross the infield dirt)
4. Any play at first or second base
5. Any play at third if U3 goes out

If two outs, U1 is also responsible for:

1. Fair/foul calls from the first-base bag down the right-field line
2. Help (when asked by PU) on a checked swing on a right-handed batter
3. Fly balls in your area of the outfield (U1 can and should go out if necessary)
4. Any play at first or second involving BR (unless out on trouble ball)

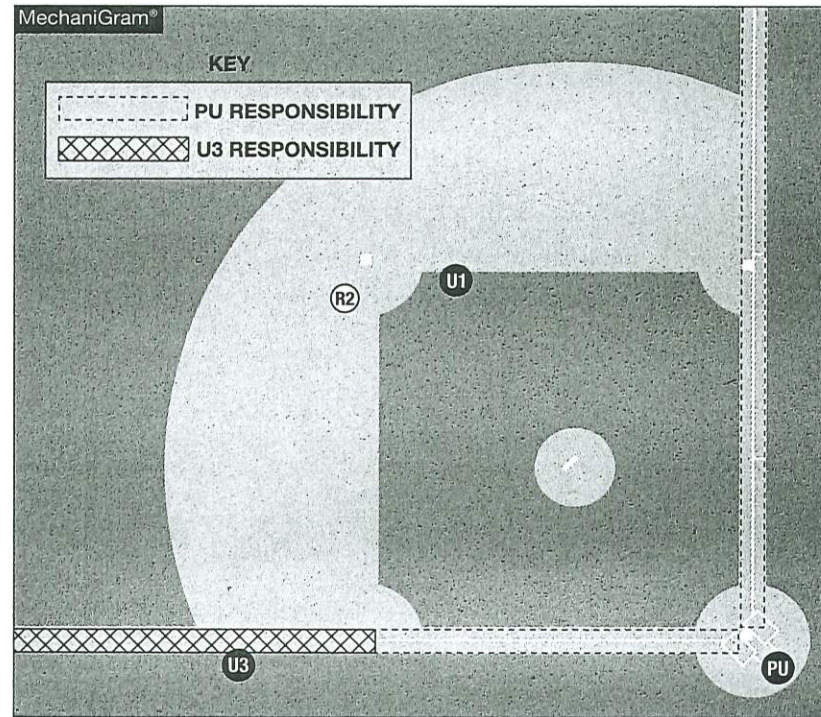
If less than two outs, U3 is also responsible for:

1. Fair/foul calls from the third-base bag down the left-field line
2. Help (when asked by PU) on a checked swing on a left-handed batter
3. Stolen base attempt into third base by R2
4. Fly balls in your area of the outfield (U3 can and should go out if necessary when starting in the "D" position.)
5. Any play at third (if you don't go out)

If two outs, U3 is also responsible for:

1. Pickoff attempt at second base by the pitcher or catcher
2. Help (when asked by PU) on a checked swing on a left-handed batter
3. Fly balls in your area of the outfield (U3 should never cross the infield dirt)
4. Any play at third

FAIR/FOUL COVERAGE WITH LESS THAN TWO OUTS



**Action on the field:** No action.

**Umpire responsibilities:**


**PU:** Has responsibility for all balls along the first-base line and up to third base.

**U1:** Has no foul line responsibility.

**U3:** Has responsibility for all balls that hit third base or that go beyond third base.

**Note:** With two outs, revert to fair/foul coverage responsibilities with U3 inside.

INITIAL POSITIONS AND OUTFIELD COVERAGE WITH LESS THAN TWO OUTS



**Action on the field:** Less than two outs.

**Umpire responsibilities:**

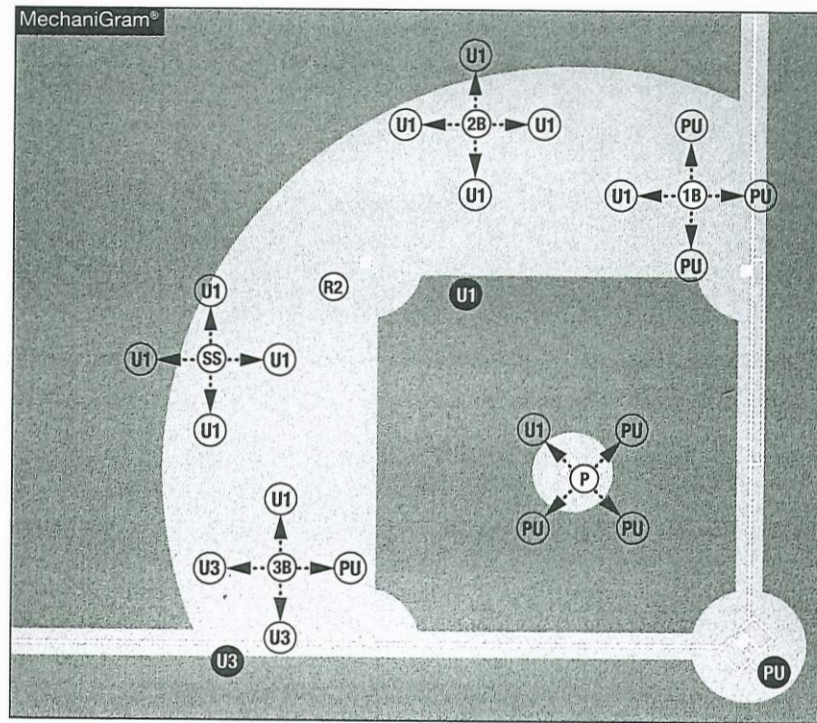
**PU:** Has catch/no-catch responsibility for any trouble balls taking the right fielder (or potentially the first or second baseman) toward the foul line.

**U1:** Starts in the "Deep B" position. Has any fly balls — routine or trouble — in the "V."

**U3:** Starts in the "D" position. U3 has any trouble balls which take the left fielder toward the foul line.

**Note:** With two outs, revert to outfield catch coverage responsibilities with U3 inside.

INFIELD CATCH COVERAGE WITH LESS THAN TWO OUTS



**Action on the field:** No action.

**Umpire responsibilities:**

PU has catches:

1. By the pitcher moving in, left or right.
2. By the first baseman moving in, back or toward the foul line.
3. By the third baseman moving in.

U1 has catches:

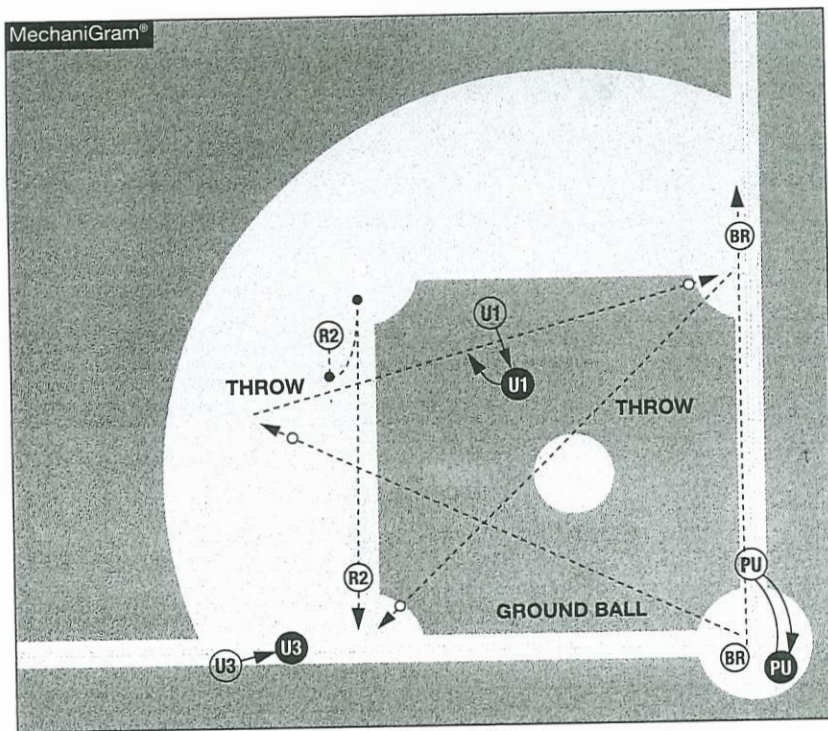
1. By all fielders moving toward the middle of the field.
2. By the pitcher moving back.
3. By the second baseman and shortstop moving in all directions.

U3 has catches:

1. By the third baseman moving back or toward the foul line.

**Note:** With two outs, revert to infield catch coverage responsibilities with U3 inside.

GROUND BALL TO THE INFIELD WITH LESS THAN TWO OUTS



**Before the play:** Give pre-pitch signals.

**Action on the field:** Ground ball to the shortstop with a throw to first base. R2 advances toward third base once F6 releases the throw to first. F3 makes the play at first and throws to third base.

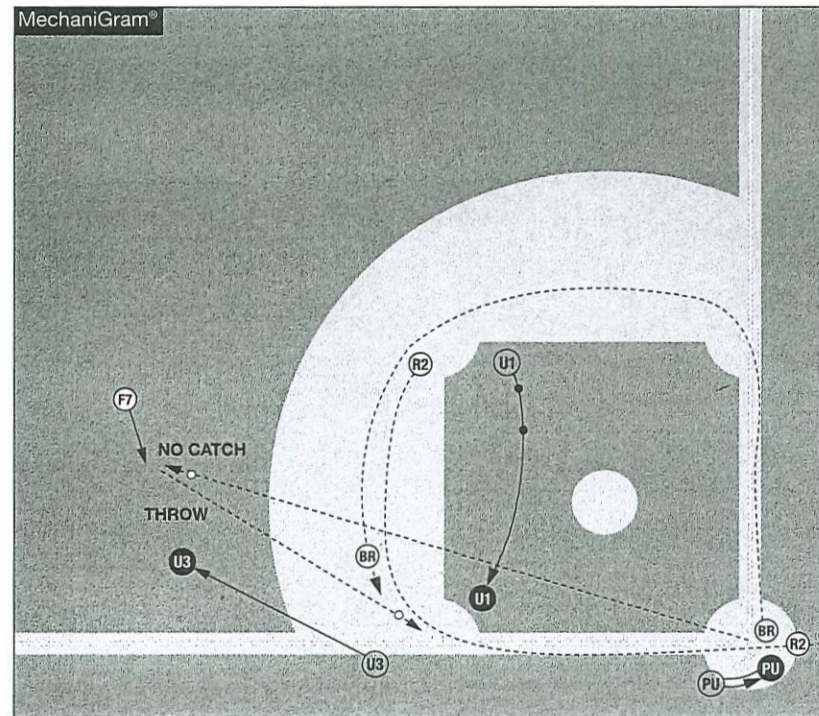
**Umpire responsibilities:**

**PU:** Clears catcher and removes mask. Moves up the first-base line, but not all the way to the 45-foot line. PU cannot overcommit to first base since there is the potential of R2 attempting to score.

**U1:** Takes one step toward the mound when ball is hit. As F6 throws to first, moves several more steps toward the mound and is set for play at first base. If R2 retreats to second, U1 moves into position for any play there.

**U3:** Observes action when ball is hit. When R2 and throw converge at third base, moves into position for tag play or rundown.

FLY BALL TO LEFT FIELD, NO CATCH, U3 GOES OUT, LESS THAN TWO OUTS



**Before the play:** Give pre-pitch signals.

**Action on the field:** Fly ball to left field, no catch; U3 goes out; R2 advances toward the plate; BR advances toward third base and draws a throw there.

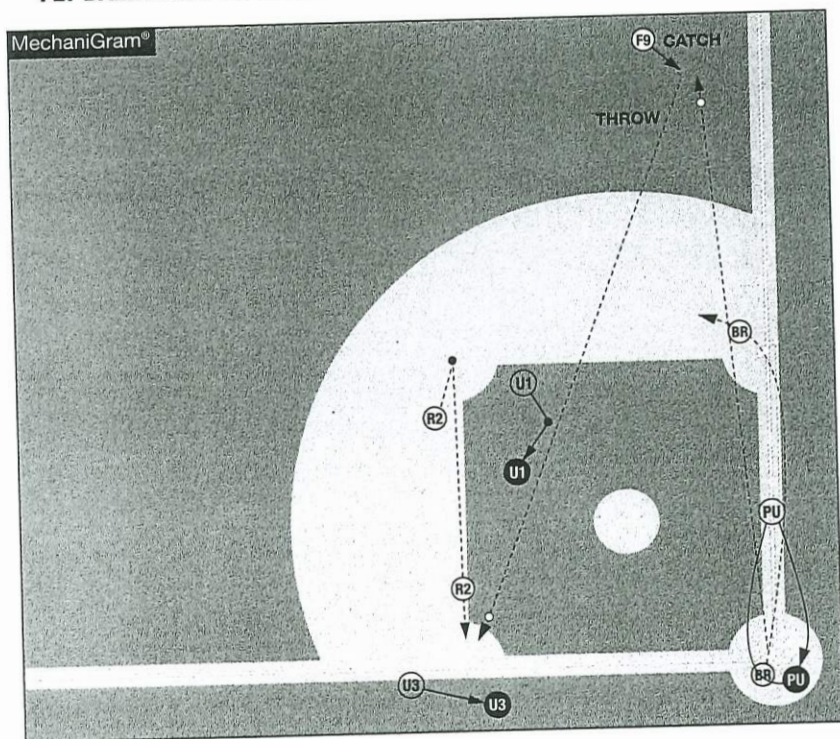
**Umpire responsibilities:**

**PU:** Removes mask. Remains at the plate for all plays there and has the base touch of R2 at third and all base touches at the plate.

**U1:** Observes the batter-runner touch first base and moves into position for all plays on R2 and the batter-runner on the bases. If the ball is caught, U1 observes R2's potential tag up and has all plays at second and third base.

**U3:** Pause, read and react. Moves to the best position possible to view the fair/foul (if necessary) and catch/no catch. U3 does not return to the infield until the play is over.

FLY BALL DOWN THE RIGHT-FIELD LINE, CATCH, LESS THAN TWO OUTS



**Before the play:** Give pre-pitch signals.

**Action on the field:** Fly ball caught by the right fielder; R2 tags up and advances toward third base, drawing a throw there.

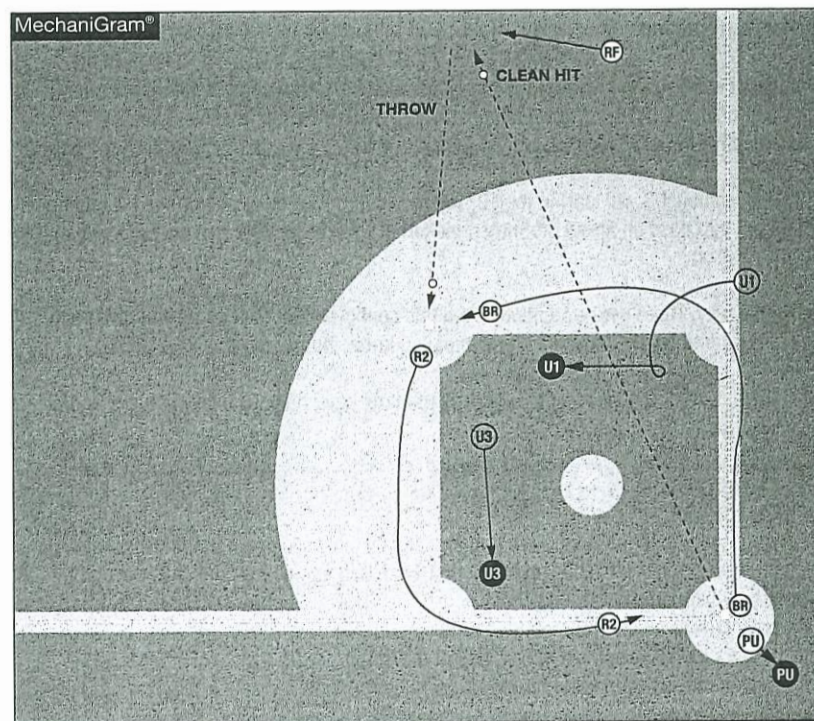
**Umpire responsibilities:**

**PU:** Clears catcher and removes mask. Moves to the best position possible to view the fair/foul (if necessary) and catch/no catch. PU returns to the plate area.

**U1:** Retreats and observes R2's tag up. If the ball is not caught, U1 observes base touches at first and second base and has all plays at those bases.

**U3:** Moves into position for any play at third base on R2. If the ball is not caught, U3 observes base touches at third base and moves into position for all plays at third base.

CLEAN HIT OR ROUTINE FLY BALL TO THE OUTFIELD WITH TWO OUTS



**Before the play:** Give pre-pitch signals.

**Action on the field:** With two outs, a clean hit to right field. R2 advances toward home. BR advances toward second base.

**Umpire responsibilities**

**PU:** Removes mask. Stays home, observes the plate touch of all runners. PU moves to a position to rule on all plays at the plate.

**U1:** Observes BR touching first base. Pivots into the infield and has all plays on BR at first or second base.

**U3:** Responsible for any play at third base.

---

## Crew of Three: Runners on Second and Third

### General Information

U1 Initial position: U1 will start in the "Deep B" position, at the edge of the infield grass. From that position, U1 has a great angle on any potential pickoff at second base. With two outs, U1 will shift to "A" position.

U3 Initial position: U3 will start in the "D" position, but not as deep as normal. U3 must be able to get into position for an attempted pickoff at third base. With two outs, U3 will shift to the "C" position.

Before the play: There are no rotations from this configuration. Make sure you give each partner the number of outs and a signal that you know that no rotation is possible.

Potential plays and responsibilities: All three umpires have responsibility for balks and/or illegal pitches.

PU is also responsible for:

1. Calling the pitch
2. Fair/foul calls up to the third-base bag and all fair-foul calls down the first-base line (less than two outs); fair/foul calls up to the first-base bag and all fair-foul calls down the third-base line (two outs)
3. Fly balls in your areas of the outfield
4. All runners touching home and any play at the plate
5. If U3 goes out, is responsible for tag up by R3

If less than two outs, U1 is also responsible for:

1. Pickoff attempt at second base by the pitcher or catcher
2. Help (when asked by PU) on a checked swing on a right-handed batter
3. Fly balls in your area of the outfield (U1 should never cross the infield dirt)
4. Any play at first or second base
5. Any play at third if U3 goes out

If two outs, U1 is also responsible for:

1. Fair/foul calls from the first-base bag down the right-field line
2. Help (when asked by PU) on a checked swing on a right-handed batter
3. Fly balls in your area of the outfield (U1 can and should go out if necessary)
4. Any play at first or second involving BR (unless out on trouble ball)

If less than two outs, U3 is also responsible for:

1. Fair/foul calls from the third-base bag down the left-field line
2. Pickoff attempt at third base
3. Help (when asked by PU) on a checked swing on a left-handed batter
4. Stolen base attempt into third base by R2
5. Fly balls in your area of the outfield (U3 can and should go out if necessary when starting in the "D" position.)

---

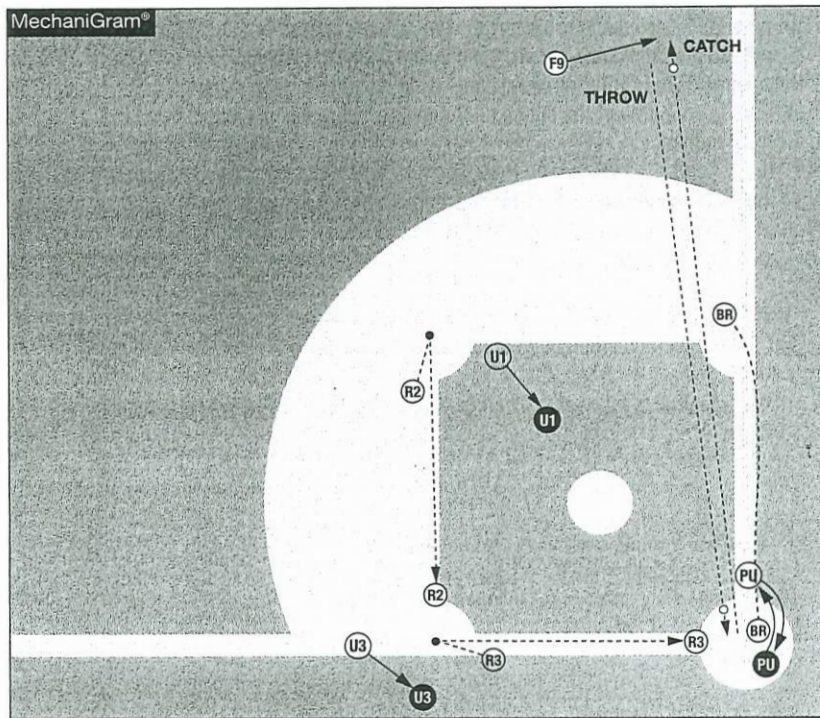
## CREW OF THREE: RUNNERS ON SECOND AND THIRD

6. Any play at third (if you don't go out)

If two outs, U3 is also responsible for:

1. Pickoff attempt at second or third base by the pitcher or catcher
2. Help (when asked by PU) on a checked swing on a left-handed batter
3. Fly balls in your area of the outfield (U3 should never cross the infield dirt)
4. Any play at third

FLY BALL TO RIGHT FIELD, CATCH, WITH LESS THAN TWO OUTS



**Before the play:** Give pre-pitch signals.

**Action on the field:** Fly ball caught by the right fielder; R3 tags up and advances toward the plate, drawing a throw there; R2 tags up and advances toward third base.

**Umpire responsibilities:**

**PU:** Clears catcher and removes mask. Moves to the best position possible to view the fair/foul and catch/no catch, then moves into position to rule on all plays at the plate. Remember that the fair/foul and catch/no catch are the priorities. Move up the first-base line and back to the plate in foul territory.

**U1:** Observes R2's tag up at second base. U1 moves into position for any play at second base. If the ball is not caught, U1 observes base touches at first and second base and has all plays at those bases.

**U3:** Observes R3's tag up. U3 moves into position for all base touches and any play at third base.

Crew of Three: Runner on Third

**General Information**

**U1 Initial position:** U1 will start in the "A" position.

**U3 Initial position:** U3 will start in the "D" position, but not as deep as normal. U3 must be able to get into position for an attempted pickoff at third base.

**Before the play:** There are no rotations from this configuration. The base umpires must be aware of the possible need to cover each other's positions if one umpire goes out. Make sure you give each partner the number of outs and a signal that you know that the need for help on coverages is possible.

**Potential plays and responsibilities:** All three umpires have responsibility for balks and/or illegal pitches.

**PU is also responsible for:**

1. Calling the pitch
2. Fair/foul calls up to the first-base and third-base bag
3. R3 tagging up at third and any play at the plate.

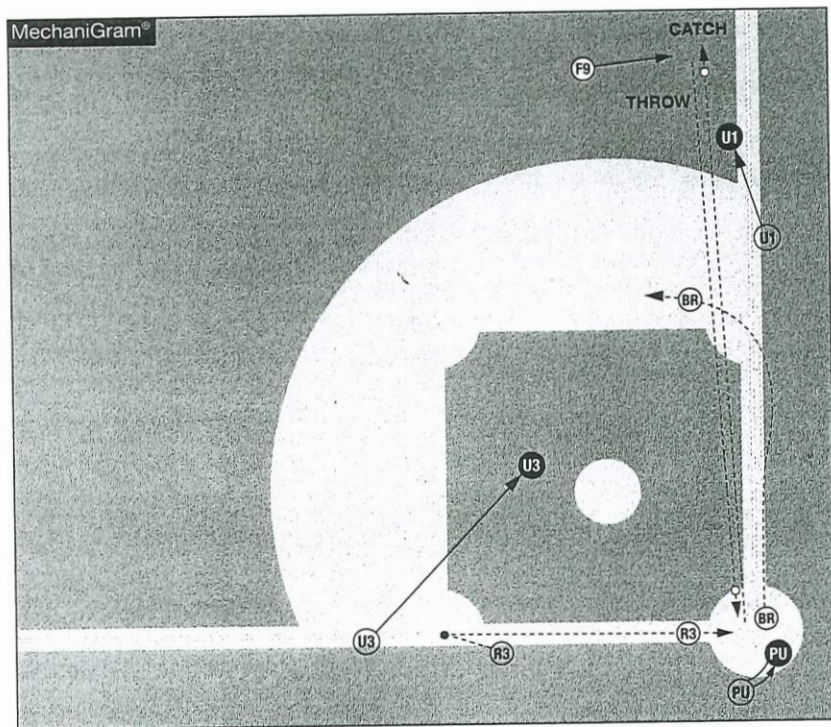
**U1 is also responsible for:**

1. Fair/foul calls from the first-base bag down the right-field line
2. Help (when asked by PU) on a checked swing on a right-handed batter
3. Fly balls in your area of the outfield (U1 can and should go out if necessary)
4. Any play at first base involving BR
5. Any play on the bases involving BR if U3 goes out
6. Has play at third base if U3 goes out and R3 tags and returns to third

**U3 is also responsible for:**

1. Any pickoff attempt at third base by the pitcher or catcher
2. Fair/foul calls from the third-base bag down the left-field line
3. Help (when asked by PU) on a checked swing on a left-handed batter
4. Fly balls in your area of the outfield (U3 can and should go out if necessary)
5. Any play at second or third involving BR
6. Any play on the bases involving BR if U1 goes out

FLY BALL TO RIGHT FIELD, CATCH, U1 GOES OUT



**Before the play:** Give pre-pitch signals.

**Action on the field:** Fly ball caught by the right fielder; U1 goes out; R3 tags up and advances toward the plate, drawing a throw there.

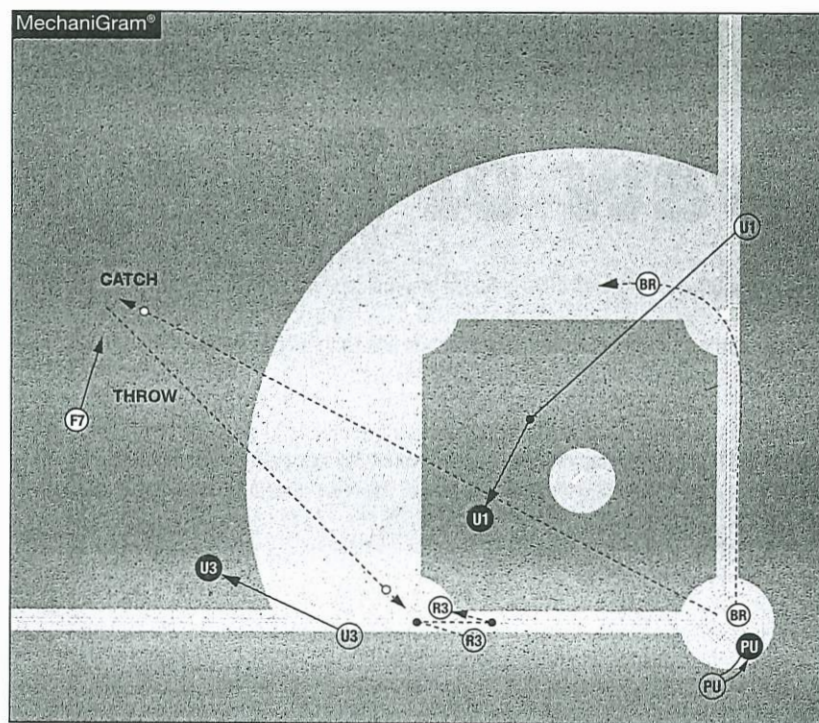
**Umpire responsibilities:**

**PU:** Moves into a position to observe R3's tag up at third base. PU returns to the plate for any play there.

**U1:** Goes out and rules on the fair/foul (if necessary) and catch/no catch. U1 does not return to the infield during the play.

**U3:** Moves to the infield immediately. U3 moves into position for any play back into third involving R3. If the ball is not caught, U3 moves into position for all plays and touches on the bases.

FLY BALL TO LEFT-CENTER FIELD, CATCH, U3 GOES OUT



**Before the play:** Give pre-pitch signals.

**Action on the field:** Fly ball to left-center field caught by the left fielder; U3 goes out; R3 tags up, advances a few steps toward the plate, then returns to third base, drawing a throw there.

**Umpire responsibilities:**

**PU:** Moves into a position to observe R3's tag up at third base. PU returns to the plate for any play there.

**U1:** Moves into position directly behind the pitcher's mound. U1 moves into position for all plays and touches on the bases, including any play at third base on R3.

**U3:** Goes out and rules on the fair/foul (if necessary) and catch/no catch. U3 does not return to the infield during the play.